

LENOBLE LUMBER®

S I N C E 1 9 6 5

Stocking Inventory Lists

Including:

- ◆ Architectural Plywood ◆
- ◆ Softwood Plywood ◆
- ◆ Hardwood Lumber ◆
- ◆ Hardwood Veneers ◆
- ◆ MDF & Ultralite MDF ◆
- ◆ Particle Board ◆
- ◆ Melamine ◆
- ◆ Platforms ◆
- ◆ Nevamar® Surface Systems ◆

38-20 Review Avenue
Long Island City, NY 11101

TEL. 718.784.5230

FAX. 718.784.1422

www.LeNobleLumber.com



The mark of responsible forestry
FSC® C100559
LeNoble Lumber Co., Inc.
Supplying Green Materials
for Green Buildings



The mark of responsible forestry
FSC® C100559
LeNoble Lumber Co., Inc.
Supplying Green Materials
for Green Buildings

REV. 03.01.2020



LENOBLE LUMBER®

S I N C E 1 9 6 5

38-20 Review Avenue
Long Island City, NY 11101
www.LenobleLumber.com

Tel 718.784.5230
Fax 718.784.1422

Partial List of Inventory Items Available for Immediate Delivery

MOULDING & MILLWORK

Over 300 Profiles in Stock
Pine, Poplar, Fingerjoint
Also available in **Cherry,**
Oak, Maple, Mahogany
Custom made Profiles

HARDWOOD PLYWOOD

Anigre to Zebrawood

Plain Sliced, Rotary Cut, Rift Cut,
Quartered, Sequence Matched
Domestic & Imported
Veneer, Fiber, Particle & Combi Core
Unfinished & Prefinished
All sizes from 4'x8' to 5'x12'
All Thicknesses from 1/8" to 2"

Custom Layups

Edgebanding for all species

Hardwood Veneers:

All Species
Paper Back & 2-Ply

SOFTWOOD PLYWOOD

Fir - AB, AC, CDX

YP - CDX, UL

Fire Retardant

Marine - AB Fir

MDO

Pluma Ply

Pressure Treated

FLAKEBOARD

Industrial, Shop, Fire Rated,
NAUF & Door Core

All sizes from 4'x8' to 5'x12'

All Thicknesses from 3/8" to 1-1/2"

FIBERBOARD

MDF, Ultra-Lite, MR, Fire Rated,
NAUF, Medex, Ranger Board

All sizes from 4'x8' to 5'x12'

All Thicknesses from 1/16" to 2"

SUSTAINABLE MATERIALS

FSC-Certified

SFI-Certified

Recycled Material

HARDWOODS

Anigre to Wenge

Rough, D2S, D4S, Wides

1/2, 4/4, 5/4, 6/4, 8/4, 10/4, 12/4

LUMBER

Pine (Selects & Common):

D4S - 1 x 2, 3, 4, 6, 8, 10, 12

5/4x 3, 4, 6, 8, 10, 12

D2S - 1/2, 4/4, 5/4, 6/4, 8/4

Dimension:

Douglas Fir, Hem Fir,

White Fir, Spruce

Engineered Lumber

Fire Retardant

Heat Treated

Pressure Treated

Rough Sawn

Specialty Patterns:

Edge & Center Bead

Butterfly Joint

Wainscoting

SHEET MATERIAL

Balsa Wood Sheets

Hardboard

Homasote

Laminates

Marlite

Melamine

Metal Sheets

Platform & Core Material

Pulp Art Wall Skins

Slot Wall

Tile Board

Upson Board

FLOORING

Oak, Maple, Yellow Pine
Unfinished & Prefinished

FOAM & PLASTICS

Acrylics

Blue Dow Board

Coroplast/Corex

Foamcore

Gator Board

Plexiglas

Polycarbonate

Sintra

Styrofoam

Versi-Foam

DOORS

Entry Doors

Hollow & Solid Core

Fire Rated (B Label)

Metal Doors & Bucks

Panel Doors

French Doors

BUILDING MATERIAL

Access Doors

Adhesives

Ceiling Tile & Grid

Cement Backer Board

Drywall & Accessories

Insulation

Hardware

Nails & Screws

Ram Board

Roofing Material

Router Bits

Saw Blades

Sonotubes

Steel Stud & Track

Tools (Power & Hand)



S I N C E 1 9 6 5

38-20 Review Avenue
Long Island City, NY 11101
Tel: 718.784.5230
Fax: 718.784.1422
www.LeNobleLumber.com

HARDWOOD PLYWOOD

HARDWOOD PLYWOOD STOCKING LIST		rev. 03.01.2020	
SKU	Description	SKU	Description
ANIGRE		BALTIC BIRCH (MULTI-PLY), continued	
ANIGAQSFC34	4X8X 3/4" QTD FIG ANIGRE A1 MDF SM	BB34105-4B	10X5X 3/4" BALTIC BIRCH BB/BB VC
ALL PLY (LAUAN)		BB1-3B	5X5X 1" BALTIC BIRCH B/BB VC
AP12	4X8X 1/2" ALL PLY (LAUAN)	BB148-4B	4X8X 1" BALTIC BIRCH BB/BB VC
AP1210	4X10X 1/2" ALL PLY (LAUAN)	BB1105-4B	10X5X 1" BALTIC BIRCH BB/BB VC
AP34	4X8X 3/4" ALL PLY (LAUAN)	BBPF2S12-4B	5X5X 1/2" PREFINISHED BALTIC BIRCH
AP3410	4X10X 3/4" ALL PLY (LAUAN)	BBPF2S58-4B	5X5X 5/8" PREFINISHED BALTIC BIRCH
AP3458	5X8X 3/4" ALL PLY (LAUAN)	BBPF1S3448-4B	4X8X 3/4" PREFINISHED 1S BALTIC BIRCH
AP34512	5X12X 3/4" ALL PLY (LAUAN)	BBPF2S3448-4B	4X8X 3/4" PREFINISHED 2S BALTIC BIRCH
FRAP12	4X8X 1/2" FIRE RET. ALL PLY (LAUAN)	BB3484-FF	8X4X 19.5MM FILM FACED BALTIC BIRCH
FRAP1210	4X10X 1/2" FIRE RET. ALL PLY (LAUAN)	BB343848FF	38X48X 19MM FILM FACED BALTIC BIRCH
FRAP34	4X8X 3/4" FIRE RET. ALL PLY (LAUAN)	FRBB58105-4B	10X5X 5/8" FIRE RATED BALTIC BIRCH BB/BB
FRAP3410	4X10X 3/4" FIRE RET. ALL PLY (LAUAN)	FRBB34	4X8X 3/4" FIRE RATED BALTIC BIRCH B/BB
APPLE PLY		FRBB3448-3B	4X8X 3/4" FIRE RATED BALTIC BIRCH B/BB
FSCAPPLE12	4X8X 1/2" FSC-CERT APPLE PLY - MAPLE	FRBB3484-4B	8X4X 3/4" FIRE RATED BALTIC BIRCH BB/BB
FSCAPPLE34	4X8X 3/4" FSC-CERT APPLE PLY - MAPLE	FRBB34105	10X5X 3/4" FIRE RATED BALTIC BIRCH
FSCAPPLE3410	4X10X 3/4" FSC-CERT APPLE PLY - MAPLE	BIRCH	
FSCAPPLE1	4X8X 1" FSC-CERT APPLE PLY - MAPLE	BIRA18	4X8X 1/8" NAT BIRCH A4 VC WPF
FSCAPPLEWAL34	4X8X3/4 FSC WALNUT APPLE PLY NAUF	BIRA14	4X8X 1/4" A4 BIRCH VC WPF
FSCAPPLEWO34	4X8X3/4 FSC WHT OAK APPLEPLY NAUF	BIRC1410	4X10X 1/4" NAT BIRCH C3 VC WPF
ASH		BIRC38	4X8X 3/8" NAT BIRCH C3 VC WPF
ASHA14	4X8X 1/4" A4 ASH VC	BIRC12	4X8X 1/2" NAT BIRCH C3 VC WPF
ASHA2PSFC14	4X8X 1/4" PL SL WHT ASH A2 MDF	FSCBIRC12	4X8 1/2 FURNITURE BIRCH FSC-CERT
ASHA12	4X8X 1/2" PS WHT ASH A1 VC SMN	BIRC1210	4X10X 1/2" NAT BIRCH C3 VC WPF
ASHA34	4X8X 3/4" PS WHT ASH A1 VC SMN	BIRD12	4X8X 1/2" NAT BIRCH D3 VC WPF
ASHAPSFCS12	4X8X 1/2" PL SL WHT ASH A1 MDF SMN	BIRS12	4X8X 1/2" SHOP BIRCH VC
ASHAPSFCS34	4X8X 3/4" PL SL WHT ASH A1 MDF SMN	FRBIRC12	4X8X 1/2" FIRE RET BIRCH C2 VC WPF
ASHAPSFCS3410	4X10X 3/4" PL SL WHT ASH A1 MDF SMN	BIRC34	4X8X 3/4" NAT BIRCH C3 VC WPF
ASHAPSPCS34	4X8X 3/4" PL SL WHT ASH A1 PBC SMN	FSCBIRC34	4X8 3/4" FURNITURE BIRCH FSC-CERT
ASHAPC1	4X8X 1" PL SL WHT ASH A1 PBC	BIRC3410	4X10X 3/4" NAT BIRCH C3 VC WPF
BALTIC BIRCH (MULTI-PLY)		BIRC3458	5X8X 3/4" NAT BIRCH C2 VC SPL
BB008	4X4X 0.8MM (1/32") FINLAND BIRCH	BIRC34510	5X10X 3/4" NAT BIRCH C2 VC SPL
BB025	4X4X 2.5MM (3/32") FINLAND BIRCH	BIRCF34	4X8X 3/4" NAT BIRCH C2 MDF CORE WPF
BB18-4B	5X5X 1/8" BALTIC BIRCH BB/BB VC	BIRCP34	4X8X 3/4" NAT BIRCH C2 PB CORE WPF
BB14-3B	5X5X 1/4" BALTIC BIRCH B/BB VC	BIRD34	4X8X 3/4" NAT BIRCH D3 VC WPF
BB1448-4B	4X8X 1/4" BALTIC BIRCH BB/BB VC	BIRP34	4X8X 3/4" C2 NAT BIRCH PRIMED 2 SIDES
BB38-3B	5X5X 3/8" BALTIC BIRCH BB/BB VC	BIRS34	4X8X 3/4" SHOP BIRCH VC
BB38-4B	5X5X 3/8" BALTIC BIRCH BB/BB VC	BIRPL34	4X8X 3/4" PLATINUM BIRCH VC WPF
BB3848-4B	4X8X 3/8" BALTIC BIRCH BB/BB VC	FRBIRC34	4X8X 3/4" FIRE RET BIRCH C2 VC WPF
BB12-3B	5X5X 1/2" BALTIC BIRCH B/BB VC	FRBIRC3410	4X10X 3/4" FIRE RET. C-3 BIRCH
BB1248-3B	4X8X 1/2" BALTIC BIRCH B/BB VC	BIRC1	4X8X 1"NAT BIRCH C3 VC WPF
BB12-4B	5X5X 1/2" BALTIC BIRCH BB/BB VC	BIRC110	4X10X 1" NAT BIRCH C3 VC WPF
BB1248-4B	4X8X 1/2" BALTIC BIRCH BB/BB VC	BIRS1	4X8X 1" NAT BIRCH SHOP VC
BB58-3B	5X5X 5/8" BALTIC BIRCH B/BB V/C	BIRI14	4X8X 1/4" WHT BIRCH CHINESE VC WPF
BB5848-4B	4X8X 5/8" BALTIC BIRCH BB/BB VC	BIRI12	4X8X 1/2" WHT BIRCH CHINESE VC WPF
BB58105-4B	10X5X 5/8" BALTIC BIRCH BB/BB VC	BIRI34	4X8X 3/4" WHT BIRCH CHINESE VC WPF
BB34-3B	5X5X 3/4" BALTIC BIRCH B/BB VC	BIRI19M	4X8X 3/4" WHT BIRCH VC WPF 19MM
BB3448-3B	4X8X 3/4" BALTIC BIRCH B/BB VC	BIRICPF1S14	4X8X 1/4" PREFINISH 1S CHINA BIRCH C
BB3448-4B	4X8X 3/4" BALTIC BIRCH BB/BB VC	BIRICPF1S12	4X8X 1/2" PREFINISH 1S CHINA BIRCH C2
BB3484-4B	8X4X 3/4" BALTIC BIRCH BB/BB VC	BIRICPF2S12	4X8X 1/2" PREFINISH 2S CHINA BIRCH C2
BB3484-CP	8X4X 3/4" BALTIC BIRCH CP/CP	BIRICPF1S34	4X8X 3/4" PREFINISH 1S CHINA BIRCH C2
BB3484-BBCP	8X4X3/4 BALTIC BIRCH BB/CP VC	BIRICPF2S34	4X8X 3/4" PREFINISH 2S CHINA BIRCH C2



S I N C E 1 9 6 5

HARDWOOD PLYWOOD

38-20 Review Avenue
Long Island City, NY 11101
Tel: 718.784.5230
Fax: 718.784.1422
www.LeNobleLumber.com

HARDWOOD PLYWOOD STOCKING LIST

rev. 03.01.2020

SKU	Description	SKU	Description
CHERRY		MAPLE, NATURAL, continued	
CHRYA14	4X8X 1/4" CHERRY A4 VC	MAPXPF1S12	4X8X 1/2" PREFINISHED 1S MAPLE VC
CHRYAD14	4X8X 1/4" PL SL CHERRY A4 VC UNSEQ	MAPXPF2S12	4X8X 1/2" PREFINISHED 2S MAPLE VC
CHRYA2FC14	4X8X 1/4" PL SL CHERRY A2 MDF	MAPXPF1S34	4X8X 3/4" PREFINISHED 1S MAPLE VC
CHRYAFCS38	4X8X 3/8" PL SL CHERRY A1 MDF SMN	MAPXPF2S34	4X8X 3/4" PREFINISHED 2S MAPLE VC
CHRYA12	4X8X 1/2" PL SL CHERRY A1 VC UNSEQ	MAPLE, WHITE	
CHRYAFCS12	4X8X 1/2" PL SL CHERRY A1 MDF SMN	MAPWA14	4X8X 1/4" A4 WHITE MAPLE VC WPF
CHRY12	4X8X 1/2" PL SL CHERRY SHOP VC	MAPWAPS14	4X8X 1/4" PS WHT MAPLE A4 VC UNSEQ
CHRYA34	4X8X 3/4" PL SL CHERRY A1 VC UNSEQ	MAPWA2PSFC14	4X8X1/4 PL SL WHITE MAPLE A2 MDF
CHRYAS3410	4X10X 3/4" PL SL CHERRY A1 VC SMN	MAPWB14	4X8X 1/4" ROT. WHT MAPLE B4 VC WPF
CHRYA1PCS34	4X8X 3/4" PL SL CHERRY A1 PBC SMN	MAPWBFC14	4X8X 1/4" ROT. WHT MAPLE B1 MDF
CHRYAFCS34	4X8X 3/4" PL SL CHERRY A1 MDF SMN	MAPWBFC38	4X8X 3/8" ROT WHT MAPLE B1 MDF WPF
CHRYAFCS3484	8X4X 3/4" PL SL CHERRY A1 MDF SMN	MAPWAPSFCS38	4X8X 3/8" PS WHT MAPLE A1 MDF SMN
CHRYAFCS3410	4X10X 3/4" PL SL CHERRY A1 MDF SMN	MAPWAPSS12	4X8X 1/2" PS WHT MAPLE A1 VC SMN
CHRYB34	4X8X 3/4" PL SL CHERRY B2 VC UNSEQ	MAPWAPSFCS12	4X8X 1/2" PS WHT MAPLE A1 MDF SMN
CHRY12	4X8X 3/4" PL SL CHERRY SHOP VC	MAPWB12	4X8X 1/2" ROT. WHT MAPLE B1 VC WPF
CHRYA1	4X8X 1" PL SL CHERRY A1 VC UNSEQ	MAPWBFC12	4X8X 1/2" ROT. WHT MAPLE B1 MDF WPF
CHRYAFCS1	4X8X 1" PL SL CHERRY A1 MDF SMN	MAPWA34	4X8X 3/4" ROT. WHT MAPLE A1 VC WPF
CHRYAPC1316	4X8X 1-3/16" PS CHERRY A1 PBC RSS	MAPWAPSS34	4X8X 3/4" PS WHT MAPLE A1 VC SMN
CHRYA114	4X8X 1-1/4" PL SL CHERRY A1 VC	MAPWAPSS3410	4X10X 3/4" PS WHT MAPLE A1 VC SMN
CHRYAPF2S12	4X8X 1/2" PREFIN 2S CHERRY A1 VC	MAPWAPSFCS34	4X8X 3/4" PS WHT MAPLE A1 MDF SMN
CHRYAPF2S34	4X8X 3/4" PREFIN 2S CHERRY A1 VC	MAPWAPSFCS3410	4X10X 3/4" PS WHT MAPLE A1 MDF SMN
CHRYAQSF34	4X8X 3/4" QTRD CHERRY A1 MDF	MAPWAFCS3484	8X4X 3/4" PS WHT MAPLE A1 MDF SMN
LUAN (LAUAN)		MAPWB34	4X8X 3/4" ROT. WHT MAPLE B1 VC WPF
LU18	4X8X 1/8" LUAN (LAUAN)	MAPWBFC34	4X8X 3/4" ROT WHT MAPLE B1 MDF WPF
FRLU18	4X8X 1/8 FIRE RETARDANT LUAN	MAPWBFC3410	4X10X 3/4" ROT WHT MAPLE B1 MDF WP
LU1821496	1/8" X 2-1/4" X 96" LUAN STRIP	MAPWC34	4X8X 3/4" ROT. WHT MAPLE C2 VC WPF
LU18396	1/8" X 3" X 96" LUAN STRIP	MAPWCCC34	4X8X 3/4" ROT WHT MPL C2 COMBICORE
LU14	4X8X 1/4" LUAN (LAUAN)	MAPWC34SPL	4X8X 3/4" ROT WHT MAPLE C2 VC SPL
FRLU14	4X8X 1/4 FIRE RETARDANT LUAN	MAPWAPS1	4X8X 1" PS WHT MAPLE A1 VC UNSEQ
FSCLU14	4X8X 1/4" FSC-CERT LUAN (LAUAN)	MAPWAPSFCS1	4X8X 1" PS WHT MAPLE A1 MDF SMN
FSCLU1410	4X10X 1/4" FSC-CERT LUAN (LAUAN)	MAPWBFC1	4X8X1" ROT WHT MAPLE B1 MDF WPF
FSCLUW1410 **	4X10X1/4" FSC-CERT WHITE STUDIO BD®	MAPWAPC1316	4X8X 1-3/16" PS WHT MAPLE A1 PBC
LU38C2	4X8X 3/8" CARB-2 LUAN (LAUAN)	MAPWCPF1S14	4X8X 1/4" PREFIN 1S WH MAPLE C4 WPF
LULC34	4X8X 3/4" LUMBER CORE LUAN LITE	MAPW1PF1S12	4X8X 1/2" PREFINISH 1S WH MAPLE SPL
MAPLE, NATURAL		MAPW1PF2S12	4X8X 1/2" PREFINISH 2S WH MAPLE SPL
MAPB14	4X8X 1/4" ROT. NAT MAPLE B4 VC WPF	MAPWSPF1S12	4X8X 1/2" PREFINISH 1S WH MAPLE SHOP
MAPCFC14	4X8X 1/4" ROT. NAT MAPLE C4 MDF	MAPWSPF2S12	4X8X 1/2" PREFINISH 2S WH MAPLE SHOP
MAPB12	4X8X 1/2" ROT. NAT MAPLE B1 VC WPF	MAPWCPF2S1210	4X10X 1/2" PREFINISH 2S WH MAPLE C2
MAPC12	4X8X 1/2" ROT. NAT MAPLE C3 VC WPF	MAPWPF2S58	4X8X 5/8" PREFINISH 2S WH MAPLE WPF
MAPD12	4X8X 1/2" NAT MAPLE D3 VC WPF	MAPWPF1S34	4X8X 3/4" PREFINISH 1S WH MAPLE WPF
MAPS12	4X8X 1/2" SHOP MAPLE VC	MAPWPF2S34	4X8X 3/4" PREFINISH 2S WH MAPLE WPF
MAPD58	4X8X 5/8" NAT MAPLE D3 VC WPF	MAPWCPF1S34	4X8X 3/4" PREFIN 1S WH MAPLE C2 WPF
MAPS34CC	4X8X 3/4" MAPLE SHOP CLASSIC CORE	MAPWCPF2S34	4X8X 3/4" PREFIN 2S WH MAPLE C1 WPF
MAPS3410CC	4X10X 3/4" MAPLE SHOP CLASSIC CORE	MAPWCPF2SPC34	4X8X 3/4" PREFIN 2S WH MAPLE C2 PBC
MAPB34	4X8X 3/4" ROT. NAT MAPLE B1 VC WPF	MAPWCPF2S3410	4X10X 3/4" PREFIN 2S WH MAPLE C2 WPF
MAPC3410	4X10X 3/4" NAT MAPLE C3 VC SPL	MAPWCPF1S34SPL	4X8X 3/4" PREFINISH 1S WH MAPLE SPL
MAPD34	4X8X 3/4" NAT MAPLE D3 VC WPF	MAPWCCC2S34	4X8X 3/4" C2 WHT MAPLE PF 2S COMBI
MAPS34	4X8X 3/4" SHOP MAPLE VC	MAPWSPF1S34	4X8X 3/4" PREFINISH 1S WH MAPLE SHOP
MAPS3410	4X10X 3/4" SHOP MAPLE VC	MAPWSPF2S34	4X8X 3/4" PREFINISH 2S WH MAPLE SHOP
MAPC114	4X8X 1-1/4" ROT. NAT MAPLE C2 VC WPF	MAPWSPF2S3410	4X10X 3/4" PREFIN 2S WH MAPLE SHOP
MAPC11410	4X10X 1-1/4" ROT NAT MAPLE VC C2	MAPW1PF2S1	4X8X 1" PREFINISHED 2S WH MAPLE SPL
MAPC112	4X8X 1-1/2" ROT WT MAPLE VC C2 WPF	MAPWAQSF34	4X8X 3/4" QTD WH.MAPLE A1 MDF UNSQ

** LeNoble Lumber's proprietary FSC-Certified **White Studio Board**® is comprised of an FSC-Certified non-coated white paper laminated to the raw 4x10x1/4" FSC-certified Lauan Board

HARDWOOD PLYWOOD

HARDWOOD PLYWOOD STOCKING LIST		rev. 03.01.2020	
SKU	Description	SKU	Description
MERANTI		OAK, WHITE, RIFT & QUARTERED, continued	
MER12	4X8X 1/2" (12MM) BB/CC MERANTI	OAKWARFCS12	4X8X 1/2" RIFT WHT OAK A1 MDF
MER34	4X8X 3/4" (18MM) BB/CC MERANTI	OAKWARFCS1210	4X10X 1/2" RIFT WHT OAK A1 MDF SMN
MERCH14	4X8X 1/4" UNDERLAYMENT LUAN	OAKWARS34	4X8X 3/4" RIFT WHT OAK A1 VC
MIXED SPECIES		OAKWARS3410	4X10X 3/4" RIFT WHT OAK A1 VC
MIXEDVC34	4X8X 3/4" MIXED SPECIES VC SHOP	OAKWARFCS34	4X8X 3/4" RIFT WHT OAK A1 MDF
MIXEDVC3410	4X10X 3/4" MIXED SPECIES VC SHOP	OAKWARFCS3410	4X10X 3/4" RIFT WHT OAK A1 MDF SMN
OAK, RED		OAKWARFCS3484	8X4X 3/4" RIFT WHT OAK A1 MDF
OAKRA18	4X8X 1/8" PS RED OAK A4 VC UNSEQ	OAKWAR1	4X8X 1" RIFT WHITE OAK A1 VC
OAKRA14	4X8X 1/4" A4 RED OAK VC	OAKWARFCS1	4X8X 1" RIFT WHT OAK A1 MDF SMN
OAKRAD14	4X8X 1/4" PLSL RED OAK A4 VC UNSEQ	OAKWBR11410	4X10X 1-1/4" RIFT WHITE OAK VC B1
OAKRA2FC14	4X8X 1/4" PL SL RED OAK A2 MDF	OAKWAQS14	4X8X 1/4" QTRSWN WHT OAK A4 VC
OAKRA12	4X8X 1/2" PS RED OAK A1 VC UNSEQ	OAKWAQSFC14	4X8X 1/4" QTRSWN WHT OAK A4 MDF
OAKRAFCS12	4X8X 1/2" PL SL RED OAK A1 MDF SMN	OAKWAQSFC12	4X8X 1/2" QTRSWN WHT OAK A1 MDF
OAKRS12	4X8X 1/2" SHOP RED OAK VC	OAKWAQS34	4X8X 3/4" QTRSWN WHT OAK A1 VC
OAKRA34	4X8X 3/4" PS RED OAK A1 VC UNSEQ	OAKWAQSFC34	4X8X 3/4" QTRSWN WHT OAK A1 MDF
OAKRAS3410	4X10X 3/4" PS RED OAK A1 VC SMN	PINE	
OAKRA1PCS34	4X8X 3/4" PS RED OAK A1 PBCORE SMN	PINCA14	4X8X 1/4" CLEAR WHITE PINE A4 VC
OAKRAFCS34	4X8X 3/4" PL SL RED OAK A1 MDF SMN	PINCA12	4X8X 1/2" CLEAR WHITE PINE A1 VC
OAKRAFCS3410	4X10X 3/4" PL SL RED OAK A1 MDF SMN	PINCA34	4X8X 3/4" CLEAR WHITE PINE A1 VC
OAKRS34	4X8X 3/4" SHOP RED OAK VC	PINKA14	4X8X 1/4" KNOTTY PINE A4 VC
OAKRA1	4X8X 1" PS RED OAK A1 VC UNSEQ	PINKA12	4X8X 1/2" KNOTTY PINE A1 VC
OAKRS1	4X8X 1" SHOP RED OAK VC	PINKA34	4X8X 3/4" KNOTTY PINE A1 VC
OAKRAPF2S12	4X8X 1/2" PREFINISH 2S RED OAK A1 VC	POPLAR	
OAKRAPF2S34	4X8X 3/4" PREFINISH 2S RED OAK A1 VC	POP34	4X8X 3/4" POPLAR VC BB/BB
OAK, RED, RIFT		FRPOP34	4X8X 3/4" FIRE RATED POPLAR VC BB/BB
OAKRAR14	4X8X 1/4" RIFT RED OAK A4 VC	SAPELE	
OAKRARS12	4X8X 1/2" RIFT RED OAK A1 VC SMN	SAPA14	4X8X 1/4" FLAT CUT SAPELE A4 VC
OAKRARFCS12	4X8X 1/2" RIFT RED OAK A1 MDF	SAPAS14	4X8X 1/4" FC SAPELE A4 VC SMN
OAKRARS34	4X8X 3/4" RIFT RED OAK A1 VC	SAPA2FC14	4X8X 1/4" FLAT CUT SAPELE A2 MDF
OAKRARFCS34	4X8X 3/4" RIFT RED OAK A1 MDF	SAPAFCS38	4X8X 3/8" FC SAPELE A1 MDF SMN
OAK, WHITE		SAPA12	4X8X 1/2" FC SAPELE A1 VC
OAKWA14	4X8X 1/4" A4 WHITE OAK VC	SAPAFCS12	4X8X 1/2" FC SAPELE A1 MDF SMN
OAKWA2FC14	4X8X 1/4" PL SL WHITE OAK A2 MDF	SAPA34	4X8X 3/4" FC SAPELE A1 VC
OAKWA12	4X8X 1/2" PS WHITE OAK A1 VC	SAPA3410	4X10X 3/4" PS SAPELE A1 VC
OAKWAFCS12	4X8X 1/2" PS WHITE OAK A1 MDF SMN	SAPAFCS34	4X8X 3/4" FC SAPELE A1 MDF SMN
OAKWS12	4X8X 1/2" WHITE OAK SHOP VC	SAPAFCS3410	4X10X 3/4" FC SAPELE A1 MDF SMN
OAKWA34	4X8X 3/4" PS WHITE OAK A1 VC	SAPS34	4X8X 3/4" SAPELE SHOP VC
OAKWAS34	4X8X 3/4" PS WHITE OAK A1 VC SMN	SAPA1	4X8X 1" FC SAPELE A1 VC
OAKWAFCS34	4X8X 3/4" PS WHITE OAK A1 MDF SMN	SAPAPF2S34	4X8X 3/4" PREFINISHED 2S SAPELE A1 VC
OAKWACC34	4X8X 3/4" PS WHT OAK A2 COMBICORE	SAPARS14	4X8X 1/4" RIBBON STRIPE SAPELE A3 VC
OAKWS34	4X8X 3/4" PL SL WHITE OAK SHOP VC	SAPA2RSFC14	4X8X 1/4 RS SAPELE A2 MDF
OAKWAS3410	4X10X 3/4" PS WHITE OAK A1 VC	SAPARSS12	4X8X 1/2" RIBBON STRIPE SAPELE A1 SMN VC
OAKWAFCS3410	4X10X 3/4" PS WHITE OAK MDF A1 SMN	SAPARSFC12	4X8X 1/2" RIBBON STRIPE SAPELE A1 MDF
OAKWA1	4X8X 1" PL SL WHITE OAK A1 VC	SAPARSS34	4X8X 3/4" RIBBON STRIPE SAPELE A1 SMN VC
OAKWAPC1	4X8X 1" PS WHITE OAK A1 PBCORE	SAPARSFCS34	4X8X 3/4" RIBBON STRIPE SAPELE A1 MDF SM
OAKWAPF2S12	4X8X 1/2" PREFIN 2S PS WHT OAK A1 VC	SAPARSFCS3410	4X10X 3/4" RIBBON STRIPE SAPELE A1 MDF SMN
OAKWAPF2S34	4X8X 3/4" PREFIN 2S PS WHT OAK A1 VC	SAPBR11410	4X10X 1-1/4" RS SAPELE VC B1
OAK, WHITE, RIFT & QUARTERED		SAPARSPC1316	4X8X 1-3/16" RIBBON SAPELE A1 PBC
OAKWAR14	4X8X 1/4" RIFT WHITE OAK A4 VC	TEAK	
OAKWA2RFC14	4X8X 1/4" RIFT WHITE OAK A2 MDF	TEAKA14	4X8 1/4" A4 BURMESE TEAK VC
OAKWARFCS38	4X8X 3/8" RIFT WHITE OAK A1 MDF SM	TEAKAFCS34	4X8X 3/4" PL. SL. TEAK A1 MDF SMN
OAKWARS12	4X8X 1/2" RIFT WHITE OAK A1 VC		



S I N C E 1 9 6 5

HARDWOOD PLYWOOD, BENDABLE PLYWOOD, HARDWOOD VENEERS

38-20 Review Avenue
Long Island City, NY 11101
Tel: 718.784.5230
Fax: 718.784.1422

HARDWOOD PLYWOOD STOCKING LIST		rev. 03.01.2020	
SKU	Description	SKU	Description
WALNUT		WALNUT, continued	
WALA14	4X8X 1/4" A4 WALNUT VC	WALS34	4X8X 3/4" SHOP WALNUT VC
WALAFCS14	4X8X 1/4" PL SL WALNUT A4 MDF SMN	WALA1	4X8X 1" PL SL WALNUT A1 VC UNSEQ
WALAD14	4X8X 1/4" PL SL WALNUT A4 VC UNSEQ	WALAFCS1	4X8X 1" PL SL WALNUT A1 MDF SMN
WALA2FC14	4X8X 1/4" PL SL WALNUT A2 MDF	WALAPC1	4X8X 1" PL SL WALNUT A1 PBC
WALAFCS38	4X8X 3/8" PL SL WALNUT A1 MDF SMN	WALAPC1316	4X8X 1-3/16" PS WALNUT A1 PBC RSS
WALAS12	4X8X 1/2" PL SL WALNUT A1 VC SMN	WALA114	4X8X 1-1/4" PL SL WALNUT A1 VC
WALAFCS12	4X8X 1/2" PL SL WALNUT A1 MDF SMN	WALB11410	4X10X 1-1/4" PS WALNUT VC B1
WALB58	4X8X 5/8" PL SL WALNUT VC B1	WALAPF2S12	4X8X 1/2" PREFIN 2S WALNUT A1 VC
WALA34	4X8X 3/4" PL SL WALNUT A1 VC UNSEQ	WALAPF2S34	4X8X 3/4" PREFIN 2S WALNUT A1 VC
WALAS34	4X8X 3/4" PL SL WALNUT A1 VC SMN	WALSPF2S34	4X8X 3/4" PREFIN 2S WALNUT SHOP VC
WALAS3410	4X10X 3/4" PL SL WALNUT A1 VC SMN	WALA2QSFC14	4X8X 1/4" QTRD WALNUT A2 MDF SMN
WALAFCS34	4X8X 3/4" PL SL WALNUT A1 MDF SMN	WALAQSFC12	4X8X 1/2" QTRD WALNUT A1 MDF SMN
WALAFCS3410	4X10X 3/4" PL SL WALNUT A1 MDF SMN	WALAQS34	4X8X 3/4" QTRD WALNUT A1 VC SMN
WALAFCS3484	8X4X 3/4" PL SL WALNUT A1 MDF SMN	WALAQSFC34	4X8X 3/4" QTRD WALNUT A1 MDF SMN
WALA1PCS34	4X8X 3/4" PS WALNUT A1 PBCORE SMN	WALAQSFC3410	4X10X 3/4" QTRD WALNUT A1 MDF SMN

BENDABLE PLYWOOD STOCKING LIST		rev. 03.01.2020	
SKU	Description	SKU	Description
POPI1848	4X8X 1/8" ITAL. BEND POPLAR -LONG	WIG48	4X8X 3/8" WIGGLE BOARD (LONG GRN)
POPI1884	8X4X 1/8" ITAL. BEND POPLAR -SHORT	WIG84	8X4X 3/8" WIGGLE BOARD (SHORT GRN)
WIG18	4X8 2.7MM BENDABLE LUAN (LONG GRN)	ECONO3884	8X4X 3/8" ECONOKORE
WIG4814	4X8X 1/4" WIGGLE BOARD (LONG GRN)	FLEX3484	8X4X 3/4" FLEXBOARD
WIG8414	8X4X 1/4" WIGGLE BOARD (SHORT GRN)	KERF3484	8X4 3/4 KERFKORE

HARDWOOD VENEERS STOCKING LIST		rev. 03.01.2020	
SKU	Description	SKU	Description
VENANIGREQTFIG	4X8 10MIL QTRD FIG. ANIGRE	VENOAKRQTRD	4X8X10MIL RED OAK QTRD VENEER
VENASH	4X8X 10MIL ASH VENEER	VENOAKW	4X8X 10MIL WHITE OAK VENEER
VENASH10	4X10X 10 MIL PL SL WHT ASH VENEER	VENOAKW10	4X10 10MIL PL SL WHITE OAK
VENASH20	4X8X 20 MIL WHITE ASH VENEER	VENWOAK20	4X8 20MIL PL SL WHITE OAK VENEER
VENASHWOW	4X8 2 PLY PLAIN SLICE ASH VENEER	VENOAKWWOW	4X8X WHITE OAK 2 PLY
VENASHQTRD	4X8 10MIL QTRD WHT ASH VENEER	VENOAKWR	4X8X 10MIL RIFT WHITE OAK VENEER
VENBIRCH	4X8X 10MIL BIRCH VENEER	VENOAKWR10	4X10X 10MIL RIFT WHITE OAK VENEER
VENCEDKN20	4X8 20ML KNOTTY F/C CEDAR VENEER	VENOAKWR20	4X8X 20MIL RIFT WHITE OAK VENEER
VENCHERRY	4X8X 10MIL CHERRY VENEER	VENOAKWRWOW	4X8 RIFT WHITE OAK 2 PLY
VENCHERRY10	4X10 10MIL PL SL CHERRY VENEER	VENOAKWQTRD	4X8X10MIL WHITE OAK QTRD.
VENCHERRY20	4X8 20MIL CHERRY VENEER	VENSAPELE	4X8 10MIL PLAIN SLICED SAPELE VENEER
VENCHERRWOW	4X8 - CHERRY 2 PLY VENEER	VENSAPELE10	4X10 10MIL PLAIN SLICED SAPELE VENEER
VENCHERRQT	4X8-10MIL CHERRY QTRD VENEER	VENSAPELE20	4X8 20 MIL PL SL SAPELE VENEER
VENMAPLE	4X8X 10MIL MAPLE VENEER	VENSAPELEWOW	4X8 PLAIN SLICED SAPELE 2 PLY
VENMAPLE10	4 X 10 10MIL MAPLE VENEER	VENSAPELEQT	4X8X 10MIL QUARTERED SAPELE
VENMAPLE20	4X8 20MIL MAPLE VENEER	VENSAPELEQTWOW	4X8X QUARTERED SAPELE 2 PLY
VENMAPLEWOW	4X8 - MAPLE 2 PLY VENEER	VENTEAK	4X8X 10MIL TEAK VENEER
VENMAPLEQTRD	4X8-10MIL MAPLE QTRD VENEER	VENTEAKWOW	4X8 TEAK VENEER 2 - PLY
VENPINEC	4X8X 10MIL CLEAR PINE VENEER	VENWALNUT	4X8X 10MIL WALNUT VENEER
VENPINEK	4X8X 10MIL KNOTTY PINE VENEER	VENWALN10	4X10 10MIL PL SL WALNUT VENEER
VENOAKR	4X8X 10MIL RED OAK VENEER	VENWALNUT20	4X8 20MIL WALNUT VENEER
VENOAKR10	4 X 10 10 MIL PL SL RED OAK	VENWALNUTQT	4X8-10MIL WALNUT QTRD VENEER
VENOAKRED20	4X8 20 MIL RED OAK VENEER	VENWALNUTWOW	4X8 WALNUT 2 PLY VENEER
VENOAKRWOW	4X8X RED OAK 2 PLY VENEER	VENWALPREMPOLY	4X8 WALNUT PREMIUM POLY BACK VEN
VENOAKRR	4X8X 10MIL RIFT RED OAK VENEER		

DRAWER SIDES, DOOR CORES, PLATFORMS, THINK LIGHTWEIGHT®

DRAWER SIDES		rev. 03.01.2020
DSIDE4	1/2" X 4" X 96" PREFINISHED MAPLE DRAWER SIDES	
DSIDE6	1/2" X 6" X 96" PREFINISHED MAPLE DRAWER SIDES	
DSIDE8	1/2" X 8" X 96" PREFINISHED MAPLE DRAWER SIDES	
DSIDE10	1/2" X 10" X 96" PREFINISHED MAPLE DRAWER SIDES	

DOOR CORES		rev. 03.01.2020
DC11116	37" X 109" X 1-11/16" DOOR CORE	
DC11116LSL	24-1/2X127X 1-11/16 TIMBERSTRAND LSL	
FSCDC11116LSL	24-1/2" X 127" X 1-11/16" TIMBERSTRAND LSL FSC-CERT	
DC114LSL	24-1/2" X 127" X 1-1/4" TIMBERSTRAND LSL	
DC214LSL	24-1/2" X 127" X 2-1/4" TIMBERSTRAND LSL	

PLATFORMS				rev. 03.01.2020
SKU	Description	SKU	Description	
BLOCK34	4X8X 3/4" MDF BLOCK CORE	PLUMAPLYHDF3410	4X10X 3/4" PLUMA-PLY HDF 2S (VC)	
BLOCK3410	4X10X3/4 MDF BLOCK CORE	PLUMAPLYHDF3458	5X8X 3/4" PLUMA-PLY HDF 2S (VC)	
BLOCK1	4X8X 1" MDF BLOCK CORE	PLUMAPLYHDF1	4X8X 1" PLUMA-PLY HDF 2S (VC)	
BLOCK114	4X8X 1-1/4 MDF BLOCK CORE	PLUMAPLYHDF114	4X8X 1-1/4" PLUMA-PLY HDF 2S (VC)	
BLOCK112	4X8X 1-1/2" MDF BLOCK CORE	PLUMAPLYHDF112	4X8X 1-1/2" PLUMA-PLY HDF 2S (VC)	
BLOCK11210	4X10X 1-1/2" MDF BLOCK CORE	PLUMAPLYHDF134	4X8X1-3/4 PLUMA-PLY HDF (VC)	
BLOCK134	4X8X 1-3/4" MDF BLOCK CORE	PLUMAPLYHDF2	4X8X 2" PLUMA-PLY HDF 2S (VC)	
BLOCK13410	4X10X 1-3/4 MDF BLOCK CORE	ULTRA716	4X8X 7/16" ULTRA-CORE HDF PLATFORM	
BLOCK2	4X8X 2" MDF BLOCK CORE	ULTRA71610	4X10X 7/16" ULTRA-CORE HDF PLATFORM	
PLUMAPLYHDF12	4X8X 1/2" PLUMA-PLY HDF 2S (VC)	ULTRA1116	4X8X 11/16" ULTRA-CORE HDF PLATFORM	
PLUMAPLYHDF1210	4X10X1/2 PLUMA-PLY HDF (VC)	ULTRA111610	4X10X11/16" ULTRA-CORE HDF PLATFORM	
PLUMAPLYHDF34	4X8X 3/4" PLUMA-PLY HDF 2S (VC)	ULTRA34	4X8X 3/4" ULTRA-CORE HDF PLATFORM	

THINK LIGHTWEIGHT® - LIGHTWEIGHT PANEL TECHNOLOGY SOLUTIONS				rev. 03.01.2020
SKU	Description	SKU	Description	
FOAM LIGHT		COMB LIGHT		
FMLT-4896-075	4X8X 3/4" FOAMLIGHT	CLT1-4896-075	4X8X 3/4" COMB LIGHT	
FMLT-48120-075	4X10X 3/4" FOAMLIGHT	CLT1-4896-100	4X8X 1" COMB LIGHT	
FMLT-4896-150	4X8X 1-1/2" FOAMLIGHT	CLT1-4896-150	4X8X 1-1/2" COMB LIGHT	
FMLT-4896-200	4X8X 2" FOAMLIGHT	CLT1-4896-175	4X8X 1-3/4" COMB LIGHT	
STRUCTA LIGHT		CLT1-48120-175	4X10X 1-3/4" COMB LIGHT	
STLT-4896-138	4X8X 1-3/8" STRUCTALIGHT	LIGHT TACK		
STLT-4896-175	4X8X 1-3/4" STRUCTALIGHT	LTTK-4896-0500	4X8X 1/2" LIGHT TACK	
STLT-48120-175	4X10X 1-3/4" STRUCTALIGHT			

MEDIUM DENSITY FIBERBOARD (MDF) STOCKING LIST

rev. 03.01.2020

SKU	Description	SKU	Description
MDF18	4X8X 1/8" MDF	MDF3410RANGER	4X10X3/4" RANGERBOARD MDF
MDF1810	4X10X 1/8" MDF	MDF3458RANGER	5X8X 3/4" RANGERBOARD MDF
MDF31610	4X10X 3/16" MDF	MDF1RANGER	4X8X 1" RANGERBOARD MDF
MDF14	4X8X 1/4" MDF	FSCARREIS14	4X8X 1/4" FSC-CERT ARREIS MDF NAUF
MDF1410	4X10X 1/4" MDF	FSCARREIS12	4X8X 1/2" FSC-CERT ARREIS MDF NAUF
MDF1458	5X8X 1/4" MDF	FSCARREIS1210	4X10X 1/2" FSC-CERT ARREIS MDF NAUF
MDF14512	5X12X 1/4" MDF	FSCARREIS58	4X8X 5/8" FSC-CERT ARREIS MDF NAUF
MDF38	4X8X 3/8" MDF	FSCARREIS1116	4X8X 11/16" FSC ARREIS MDF NAUF
MDF3810	4X10X 3/8" MDF	FSCARREIS1166	4X6X 11/16" FSC ARREIS MDF NAUF
MDF716	4X8X 7/16" MDF	FSCARREIS11610	4X10X 11/16" FSC ARREIS MDF NAUF
MDF71610	4X10X 7/16" MDF	FSCARREIS34	4X8X 3/4" FSC-CERT ARREIS MDF NAUF
MDF716512	5X12X 7/16" MDF	FSCARREIS346	4X6X 3/4" FSC-CERT ARREIS MDF NAUF
MDF12	4X8X 1/2" MDF	FSCARREIS3410	4X10X 3/4" FSC-CERT ARREIS MDF NAUF
MDF1210	4X10X 1/2" MDF	FSCARREIS3458	5X8X 3/4" FSC-CERT ARREIS MDF NAUF
MDF1212	4X12X 1/2" MDF	FSCARREIS1	4X8X 1" FSC-CERT ARREIS MDF NAUF
MDF12510	5X10X 1/2" MDF	FSCARREIS112	4X8X 1-1/2" FSC ARREIS MDF NAUF
MDF1258	5X8X 1/2" MDF	FSCMEDFR14	4X8X 1/4" FSC FIRE RET MEDITE NAUF
MDF58	4X8X 5/8" MDF	FSCMEDFR38	4X8X 3/8" FSC FIRE RET MEDITE NAUF
MDF5810	4X10X 5/8" MDF	FSCMEDFR12	4X8X 1/2" FSC FIRE RET MEDITE NAUF
MDF1116	4X8X 11/16" MDF	FSCMEDFR1210	4X10X 1/2" FSC FIRE RET MEDITE NAUF
MDF111610	4X10X 11/16" MDF	FSCMEDFR1116	4X8X 11/16" FSC FIRE RET MEDITE NAUF
MDF111612	4X12X 11/16" MDF	FSCMEDFR111610	4X10X 11/16" FSC FIRE RET MEDITE NAUF
MDF111658	5X8X 11/16" MDF	FSCMEDFR111658	5X8X 11/16" FSC FIRE RET MEDITE NAUF
MDF1116510	5X10X 11/16" MDF	FSCMEDFR34	4X8X 3/4" FSC FIRE RET MEDITE NAUF
MDF1116512	5X12X 11/16" MDF	FSCMEDFR3410	4X10X 3/4" FSC FIRE RET MEDITE NAUF
MDF34	4X8X 3/4" MDF	FSCMEDFR3458	5X8X 3/4" FSC FIRE RET MEDITE NAUF
MDF3410	4X10X 3/4" MDF	FSCMEDFR34510	5X10X 3/4" FSC FIRE RET MEDITE NAUF
MDF3412	4X12X 3/4" MDF	FSCMEDFR1	4X8X 1" FSC FIRE RET MEDITE NAUF
MDF3458	5X8X 3/4" MDF	FSCMEDEX14	4X8X 1/4" FSC-CERT. MEDEX (MR NAUF)
MDF34510	5X10X 3/4" MDF	FSCMEDEX38	4X8X 3/8" FSC-CERT. MEDEX (MR NAUF)
MDF34512	5X12X 3/4" MDF	FSCMEDEX12	4X8X 1/2" FSC-CERT. MEDEX (MR NAUF)
MDF78	4X8X 7/8" MDF	FSCMEDEX1210	4X10X 1/2" FSC-CERT. MEDEX (MR NAUF)
MDF1	4X8X 1" MDF	FSCMEDEX58	4X8X 5/8" FSC-CERT. MEDEX (MR NAUF)
MDF110	4X10X 1" MDF	FSCMEDEX1116	4X8X 11/16" FSC-CERT. MEDEX (MR NAUF)
MDF158	5X8X 1" MDF	FSCMEDEX11166	4X6X 11/16" FSC-CERT. MEDEX (MR NAUF)
MDF1510	5X10X 1" MDF	FSCMEDEX111610	4X10X 11/16" FSC-CERT. MEDEX (MR NAUF)
MDF1512	5X12X 1" MDF	FSCMEDEX34	4X8X 3/4" FSC-CERT. MEDEX (MR NAUF)
MDF118	4X8X 1-1/8" MDF	FSCMEDEX3410	4X10X 3/4" FSC-CERT. MEDEX (MR NAUF)
MDF114	4X8X 1-1/4" MDF	FSCMEDEX3456	5X6X 3/4" FSC-CERT. MEDEX (MR NAUF)
MDF11458	5X8X 1-1/4" MDF	FSCMEDEX34510	5X10X 3/4" FSC-CERT. MEDEX (MR NAUF)
MDF112	4X8X 1-1/2" MDF	FSCMEDEX1	4X8X 1" FSC-CERT. MEDEX (MR NAUF)
MDF11210	4X10X 1-1/2" MDF	FSCMEDEX110	4X10X 1" FSC-CERT. MEDEX (MR NAUF)
MDF11258	5X8X 1-1/2" MDF	FSCMEDEX114	4X8X 1-1/4" FSC-CERT. MEDEX (MR NAUF)
MDF12MR	4X8X 1/2" MOISTURE RESISTANT MDF	FSCMDF1258	FSC-CERT 5X8X1/2 MDF
MDF58MR	4X8X 5/8" MOISTURE RESISTANT MDF	FSCMDF5858	FSC-CERT 5X8X5/8 MDF
MDF1116MR	4X8X 11/16" MOISTURE RESISTANT MDF	FSCMDF34	FSC-CERT 4X8X3/4 MDF
MDF34MR	4X8X 3/4" MOISTURE RESISTANT MDF	FSCMDF3458	FSC-CERT 5X8X3/4 MDF
MDF3410MR	4X10X 3/4" MOISTURE RESISTANT MDF	FSCMDF1	FSC-CERT 4X8X1" MDF
MDF1MR	4X8X 1" MOISTURE RESISTANT MDF	FSCMDF158	FSC-CERT 5X8X1" MDF
MDF14RANGER	4X8X 1/4" RANGERBOARD MDF	FSCMDF114	FSC-CERT 4X8X1-1/4 MDF
MDF38RANGER	4X8X 3/8" RANGERBOARD MDF	FSCMDF11458	FSC-CERT 5X8X1-1/4 MDF
MDF12RANGER	4X8X 1/2" RANGERBOARD MDF	FSCMDF11258	FSC-CERT 5X8X1-1/2 MDF
MDF58RANGER	4X8X5/8" RANGERBOARD MDF	MDF34-3IN1	4X8X3/4 MR/FIRE RET/NAF MDF
MDF34RANGER	4X8X 3/4" RANGERBOARD MDF	MDF34BLACKMR	4X8X18M BLACK MDF MR

ULTRALITE, HDF, PARTICLE BOARD

ULTRALITE FIBERBOARD STOCKING LIST rev. 03.01.2020

SKU	Description	SKU	Description
LITE12	4X8X 1/2" ULTRALITE (12MM)	LITE34510	5X10X 3/4" ULTRALITE (18MM)
LITE1210	4X10X 1/2" ULTRALITE (12MM)	LITE34512	5X12X 3/4" ULTRALITE (18MM)
LITE1258	5X8X 1/2" ULTRALITE (12MM)	LITE1	4X8X 1" ULTRALITE (25MM)
LITE12512	5X12X 1/2" ULTRALITE (12MM)	LITE110	4X10X 1" ULTRALITE (25MM)
LITE58	4X8X 5/8" ULTRALITE (15MM)	LITE1316	4X8X 1-3/16" ULTRALITE (30MM)
LITE34	4X8X 3/4" ULTRALITE (18MM)	LITE112	4X8X 1-1/2" ULTRALITE (38MM)
LITE3410	4X10X 3/4" ULTRALITE (18MM)	LITE134	4X8X 1-3/4" ULTRALITE (45MM)
LITE3412	4X12X 3/4" ULTRALITE (18MM)	LITE2	4X8X 2" ULTRALITE (50MM)
LITE3458	5X8X 3/4" ULTRALITE (18MM)	LITEP12	4X8X 1/2" ULTRALITE PRIMED 2 SIDES
		LITEP34	4X8X 3/4" ULTRALITE PRIMED 2 SIDES

HIGH DENSITY FIBERBOARD (HDF) STOCKING LIST rev. 03.01.2020

SKU	Description	SKU	Description
HDF16	4X8X 1.6MM (~1/16") HDF	HDF23	4X8X 2.3MM (~3/32") HDF
HDF1610	4X10X 1.6MM (~1/16") HDF	HDF2310	4X10X 2.3MM (~3/32") HDF

PARTICLE BOARD STOCKING LIST rev. 03.01.2020

SKU	Description	SKU	Description
IPB38	4X8X 3/8" INDUSTRIAL FLAKE BOARD	IPB38FR	4X8X 3/8" FIRE RET. FLAKE BOARD
IPB12	4X8X 1/2" INDUSTRIAL FLAKE BOARD	IPB716FR	4X8X 7/16" FIRE RET. FLAKE BOARD
IPB58	4X8X 5/8" INDUSTRIAL FLAKE BOARD	IPB12FR	4X8X 1/2" FIRE RET. FLAKE BOARD
IPB1116	4X8X 11/16" INDUSTRIAL FLAKE BOARD	IPB1116FR	4X8X 11/16" FIRE RET. FLAKE BOARD
IPB111610	4X10X 11/16" INDUSTR. FLAKE BOARD	IPB111610FR	4X10X 11/16" FIRE RET. FLAKE BOARD
IPB111658	5X8X 11/16" INDUSTR. FLAKE BOARD	IPB34FR	4X8X 3/4" FIRE RET. FLAKE BOARD
IPB1116510	5X10X 11/16" INDUSTRIAL FLAKE BOARD	IPB3458FR	5X8X 3/4" FIRE RET. FLAKE BOARD
IPB34	4X8X 3/4" INDUSTRIAL FLAKE BOARD	IPB3410FR	4X10X 3/4" FIRE RET. FLAKE BOARD
IPB3410	4X10X 3/4" INDUSTRIAL FLAKE BOARD		
IPB3458	5X8X 3/4" INDUSTRIAL FLAKE BOARD	FSCFRPBN1116	4X8X 11/16" FIRE RET NAUF FLAKE BD FSC
IPB34510	5X10X 3/4" INDUSTRIAL FLAKE BOARD	FSCFRPBN111610	4X10X 11/16" FIRE RET NAUF FLAKE BD FSC
IPB78	4X8X 7/8" INDUSTRIAL FLAKE BOARD	FSCFRPBN111650	5X10X 11/16" FIRE RET NAUF FLAKE BD FSC
IPB1	4X8X 1" INDUSTRIAL FLAKE BOARD	FSCFRPBN34	4X8X 3/4" FIRE RET NAUF FLAKE BD FSC
IPB158	5X8X 1" INDUSTRIAL FLAKE BOARD	FSCFRPBN3410	4X10X 3/4" FIRE RET NAUF FLAKE BD FSC
IPB1510	5X10X 1" INDUSTRIAL FLAKE BOARD		
IPB118	4X8X 1-1/8" INDUSTR. FLAKE BOARD	FSCIPB1116NAUF	4X8X 11/16" NAUF IND. FLAKE BD FSC-CERT
IPB11858	5X8X 1-1/8" INDUSTR. FLAKE BOARD	FSCIPB111610NAUF	4X10X 11/16" NAUF IND FLAKE BD FSC-CERT
IPB118510	5X10X 1-1/8" INDUSTRIAL FLAKE BOARD	FSCIPB34NAUF	4X8X 3/4" NAUF FLAKE BOARD FSC-CERT
IPB11258	5X8X 1-1/2" INDUSTRIAL FLAKE BOARD		

MELAMINE, SUBLIME COLLECTION

MELAMINE STOCKING LIST		rev. 03.01.2020	
SKU	Description	SKU	Description
MELALM14	4X8X 1/4" ALMOND MELAMINE 1S	MELGUNWAL34	4X8X 3/4" GUNSTOCK WALNUT MEL 2S W190
MEDEX14ALMOND	4X8X 1/4" ALMOND MELAMINE 2S ON MEDEX	MELHRMPL34	4X8X3/4" HARDROCK MAPLE MELAMINE
MEDEX12ALMOND	4X8X 1/2" ALMOND MELAMINE 2S ON MEDEX	MELHRMPL158	5X8X1" HARDROCK MAPLE 2S
MELALM34	4X8X 3/4" ALMOND MELAMINE 2S	MELMAHOG34	4X8X 3/4" MAHOGANY MEL 2S W372
MEDEX34ALMOND	4X8X 3/4" ALMOND MELAMINE 2S ON MEDEX	MELMAPLE14	4X8X1/4" ELEGANT MAPLE 1S MDF
MEDFR34ALMOND	4X8X 3/4" ALMOND MEL 2S FIRE RET. MEDITE	MELNATMAPLE34	4X8X 3/4" NATURAL MAPLE MEL 2S W201
MEDEX34ALM/ICE	4X8X 3/4" ALMOND/BLACK ICE ON MEDEX	MEDEX34MONTWAL	4X8X3/4" MONTANA WALNUT MEL. 2S ON MEDEX
MELANTWH14SM	4X8X1/4 ANTIQUE WHITE 2S SUPERMATTE	MEDEX34PASOAK	4X8X3/4" PASADENA OAK 2S MEDEX
MELARCWH14SM	4X8X1/4" ARCTIC WHITE 2S SUPERMATTE	MEDEX34PINE	4X8X3/4" SHADY PINE MEL. 2S ON MEDEX
MELARCWH3459SM	5X9X3/4" ARCTIC WHT 2S SUPERMATTE	MELSLREDOAK34	4X8X 3/4" SLICED RED OAK MEL 2S W230
MELARCWH11859S	5X9X1-1/8" ARCTIC WHT 2S SUPERMATTE	MELWH14	4X8X 1/4" WHITE MELAMINE 1S
MELBK14	4X8X 1/4" BLACK MELAMINE 1S	MELWH1458	5X8X 1/4" WHITE MELAMINE 1S
MEDEX14BLACK	4X8X1/4" BLACK MELAMINE 2S ON MEDEX	MELWH12	4X8X 1/2" WHITE MELAMINE 2S
MELBK12	4X8X 1/2" BLACK MELAMINE 2S	MELWH12MDF	4X8X 1/2" WHITE MELAMINE 2S MDF
MEDEX12BLACK	4X8X1/2" BLACK MELAMINE 2S ON MEDEX	MELWH12CC	4X8X1/2" COMBICORE WHITE MEL 2S
MELBK58	4X8X 5/8" BLACK MELAMINE 2S	MEDEX12WHITE	4X8X1/2" WHITE MELAMINE 2S ON MEDEX
MELBK5858	5X8X 5/8" BLACK MELAMINE 2S	MELWH58	4X8X 5/8" WHITE MELAMINE 2S
MELBK34	4X8X 3/4" BLACK MELAMINE 2S	MELWH58MDF	4X8X 5/8" WHITE MELAMINE 2S MDF
MELBK3458	5X8X 3/4" BLACK MELAMINE 2S	MELWH34	4X8X 3/4" WHITE MELAMINE 2S
MELBK3459	5X9X 3/4" BLACK MELAMINE 2S	MELWH341S	4X8X 3/4" WHITE MELAMINE 1S
MEDEX34BLACK	4X8X3/4" BLACK MELAMINE 2S ON MEDEX	MELWH3410	4X10X 3/4" WHITE MELAMINE 2S
MEDFR34BLACK	4X8X 3/4" BLACK MEL 2S FIRE RET. MEDITE	MELWH3458	5X8X 3/4" WHITE MELAMINE 2S
FSCMELBK34NAUF	4X8X 3/4" BLACK MEL 2S NAUF FSC-CERT	MELWH3459	5X9X 3/4" WHITE MELAMINE 2S
MELBK34CC	4X8X3/4" COMBICORE BLACK MEL 2S	MELWH34CC	4X8X 3/4" WHITE MEL 2S COMBICORE
MELBK1	4X8X1" BLACK MELAMINE 2S	MELWH34MDF	4X8X 3/4" WHITE MELAMINE 2S MDF
MEDEX34BLKICE	4X8X 3/4" BLACK ICE MEL. 2S ON MEDEX	MEDEX34WHITE	4X8X3/4" WHITE MELAMINE 2S ON MEDEX
MELCANGR14SM	4X8X1/4" CANADIAN GREY 2S SUPERMATTE	MELWH34FR	4X8X3/4" WHITE MELAMINE 2S FIRE RET.
MELCANGR3459SM	5X9X3/4" CANADIAN GREY 2S SUPERMATTE	FSCMELWH34NAUF	4X8X 3/4" WHITE MEL 2S NAUF FSC-CERT
MELCANGR11859S	5X9X1-1/8" CANADIAN GREY 2S SUPERMATTE	MELWH341SGLOSS	4X8X3/4 WHITE GLOSS MELAMINE 1S
MELFOG34	4X8X 3/4" FOG/CANADIAN GREY MEL 2S	MELWH1	4X8X 1" WHITE MELAMINE 2S
MELFLKSTN34	4X8X3/4 FOLKSTONE/SUNSET GRY MEL 2S	MELWH158	5X8X 1" WHITE MELAMINE 2S
MELGRANDCHRY34	4X8X 3/4" GRAND CHERRY MEL 2S W156	MELWILDCHRY34	4X8X 3/4" WILD CHERRY MELAMINE 2S
MEDEX34GRAPHIT	4X8X 3/4" GRAPHITE MEL. 2S ON MEDEX		

SUBLIME COLLECTION - PREMIUM MDF PANELS WITH POLYMER & ACRYLIC FINISHES		rev. 03.01.2020	
SKU	Description	SKU	Description
SUBLIMEP706S2	4X9X 18MM BLACK SILKY POLYMER 2S	SUBLIME701-EB	BLACK SILKY EDGE BAND 7/8"X328'
SUBLIMEP6002S1	4X9X 18MM BLACK GLOSS POLYMER 1S	SUBLIME6002-EB	BLACK GLOSS EDGE BAND 7/8"X328'
SUBLIMEP725S2	4X9X 18MM FUME SILKY POLYMER 2S	SUBLIME725-EB	FUME GLOSS EDGE BAND 7/8"X328'
SUBLIMEP734S1	4X9X 18MM WHITE SILKY POLYMER 1S	SUBLIME734-EB	WHITE SILKY EDGE BAND 7/8"X328'
SUBLIMEP601S1	4X9X 18MM WHITE GLOSS POLYMER 1S	SUBLIME601-EB	WHITE GLOSS EDGE BAND 7/8"X328'
SUBLIMEA8112S1	4X9X 18MM WHITE GLOSS ACRYLIC 1S	SUBLIME8112-EB	BRIGHT WHITE GLOSS EDGE BAND 7/8"X328'



SINCE 1965

SOFTWOOD PLYWOOD

38-20 Review Avenue
Long Island City, NY 11101
Tel: 718.784.5230
Fax: 718.784.1422

SOFTWOOD PLYWOOD STOCKING LIST

rev. 03.01.2020

SKU	Description	SKU	Description
AC EXTERIOR SANDED PLY		MEDIUM DENSITY OVERLAY (MDO) - PRIMED	
ACF14	4X8X 1/4" AC EXT DOUG FIR PLY	MDOP122S4E	4X8X 1/2" MDO - PRIMED 2 SIDE 4 EDGE
FSCAC14	FSC-CERT 4X8X 1/4" AC EXT ARAUCO PLY	MDOP12102S4E	4X10X 1/2" MDO - PRIMED 2 SIDE 4 EDGE
ACF1410	4X10X 1/4" AC EXT DOUG FIR PLY	MDOP342S4E	4X8X 3/4" MDO - PRIMED 2 SIDE 4 EDGE
ACF38	4X8X 3/8" AC EXT DOUG FIR PLY	MDOP34102S4E	4X10X 3/4" MDO - PRIMED 2 SIDE 4 EDGE
FSCAC38	FSC-CERT 4X8X 3/8" AC EXT ARAUCO PLY	ORIENTED STRAND BOARD (OSB)	
FSCACF12	FSC-CERT 4X8X1/2" AC EXT DOUG FIR PLY	OSB14	4X8X 1/4" OSB
FSCAC12	FSC-CERT 4X8X 1/2" AC EXT ARAUCO PLY	OSB12	4X8X 7/16" OSB
ACF12-5	4X8 X 1/2" AC EXT DOUG FIR - 5 PLY	OSB12ADV	4X8X 7/16" ADVANTECH OSB
ACF1210	4X10X 1/2" EXT DOUG FIR PLY	OSB34	4X8X 3/4" OSB S/E
FSCACF1210	FSC-CERT 4X10X1/2" AC EXT DOUG FIR PLY	OSB34ADV	4X8X 3/4" ADVANTECH OSB SE
ACF58	4X8X 5/8" AC EXT DOUG FIR PLY	OSB34TG	4X8X 3/4" OSB T&G
FSCAC58	FSC-CERT 4X8X5/8" AC EXT ARAUCO PLY	OSB34TGADV	4X8X 3/4" ADVANTECH OSB T&G
ACF34	4X8X 3/4" AC EXT DOUG FIR PLY	SHEATHING	
FSCACF34	FSC-CERT 4X8X3/4" AC EXT DOUG FIR PLY	CDX38	4X8X 3/8" CDX
FSCAC34	FSC-CERT 4X8X3/4" AC EXT ARAUCO PLY	FSCCDX38	FSC-CERT 4X8X 3/8" CDX PLY
ACF34-7	4X8X 3/4" AC EXT DOUG FIR - 7 PLY	CDX12	4X8X 1/2" CDX
ACF3410	4X10X 3/4" AC EXT DOUG FIR PLY	FSCCDX12	FSC-CERT 4X8X 1/2" CDX PLY
FSCACF3410	FSC-CERT 4X10X3/4" AC EXT DOUG FIR PLY	CDX58	4X8X 5/8" CDX
ACF3458	5X8X 3/4" AC EXT DOUG FIR PLY	FSCCDX58	FSC-CERT 4X8X 5/8" CDX PLY
ACF34510	5X10X 3/4" AC EXT DOUG FIR PLY	CDX34	4X8X 3/4" CDX
FSCACF1	FSC-CERT 4X8X1" AC EXT DOUG FIR PLY	FSCCDX34	FSC-CERT 4X8X 3/4" CDX PLY
FSCAC1	FSC-CERT 4X8X 1" EXT ARAUCO PLY	SHEATHING - FIRE RETARDANT & PRESSURE TREATED	
AC EXTERIOR SANDED PLY - FIRE RETARDANT		FRCD38	4X8X 3/8" CDX FIRE RETARDANT
FSCFRAC14	FSC 4X8X1/4" FIRE RET AC ARAUCO PLY	FRCD12	4X8X 1/2" CDX FIRE RETARDANT
FSCFRAC38	FSC 4X8X3/8" FIRE RET AC ARAUCO PLY	FRCD58	4X8X 5/8" CDX FIRE RETARDANT
FRACF12	4X8X1/2" FIRE RET AC DOUG FIR PLY	FSCFRCDX58	FSC-CERT 4X8X 5/8" FIRE RET CDX
FSCFRAC12	FSC 4X8X1/2" FIRE RET AC ARAUCO PLY	FRCD34	4X8X 3/4" CDX FIRE RETARDANT
FRACF1210	4X10X1/2" FIRE RET AC DOUG FIR PLY	FSCFRCDX34	FSC-CERT 4X8X 3/4" FIRE RET CDX
FSCFRACF1210	FSC 4X10X1/2" FIRE RET AC DOUG FIR PLY	PTCD12	4X8X 1/2" CDX PRESSURE TREATED
FRAC58	4X8X5/8" FIRE RET AC ARAUCO PLY	PTCD34	4X8X 3/4" CDX PRESSURE TREATED
FSCFRAC58	FSC 4X8X5/8" FIRE RET AC ARAUCO PLY	SPECIALTY PLYWOOD	
FRACF34	4X8X3/4" FIRE RET AC DOUG FIR PLY	BBOES34	4X8X 3/4" BB/OES (PLYFORM)
FSCFRAC34	FSC 4X8X3/4" FIRE RET AC ARAUCO PLY	PLYRON34	4X8X 3/4" PLYRON
FSCFRACF34	FSC 4X8X3/4" FIRE RET AC DOUG FIR PLY	T1-114OC	4X8X 5/8" TEXTURE 1-11 4" O.C.
FRACF3410	4X10X3/4" FIRE RET AC DOUG FIR PLY	T1-118OC	4X8X 5/8" TEXTURE 1-11 8" O.C.
FSCFRACF3410	FSC 4X10X3/4" FIRE RET AC DOUG FIR PLY	WNCOATYP	4X8X 3/8" YP WAINSCOT (1 5/8 OC)
BALSA WOOD SHEETS (SOLID - GLUED UP)		WNCOATYP2	4X8X 3/8" YP WAINSCOT (2" OC)
BALSA1448	4' X 8' X 1/4" BALSA WOOD	UNDERLAYMENT	
BALSA1248	4' X 8' X 1/2" BALSA WOOD	UL12	4X8X 1/2" UNDERLAYMENT
BALSA3448	4' X 8' X 3/4" BALSA WOOD	FSCUL12	FSC-CERT 4X8X 1/2" UNDERLAYMENT PLY
BALSA148	4' X 8' X 1" BALSA WOOD	UL58	4X8X 5/8" UNDERLAYMENT
BALSA248	4' X 8' X 2" BALSA WOOD	FSCUL58	FSC-CERT 4X8X 5/8" UNDERLAYMENT
MARINE GRADE		UL34	4X8X 3/4" UNDERLAYMENT
MARINE12	4X8X 1/2" AB FIR MARINE PLYWOOD	UL34TG	4X8X 3/4" T&G UNDERLAYMENT
MARINE34	4X8X 3/4" AB FIR MARINE PLYWOOD	FSCUL34	FSC-CERT 4X8X 3/4" UNDERLAYMENT PLY
FSCMARINE34	FSC-CERT 4X8X 3/4" AB FIR MARINE PLY	UL118FTG	4X8X 1-1/8" T&G FIR UNDERLAYMENT
MARINE3410	4X10X 3/4" AB FIR MARINE PLYWOOD	FSCUL118FTG	FSC-CERT 4X8X1-1/8" T&G FIR UNDERLAY
FRMARINE12	4X8X 1/2" FIRE RET. MARINE PLY	UNDERLAYMENT - FIRE RETARDANT & PRESSURE TREATED	
FRMARINE34	4X8X 3/4" FIRE RET. MARINE PLY	FRUL38	4X8X 3/8" UL FIRE RETARDANT
FRMARINE3410	4X10X 3/4" FIRE RET. MARINE PLY	FRUL12	4X8X 1/2" UL FIRE RETARDANT
MEDIUM DENSITY OVERLAY (MDO)		FRUL58	4X8X 5/8" UL FIRE RETARDANT
MDO382S	4X8X 3/8" MDO - 2 SIDED	FSCFRUL58	FSC-CERT 4X8X 5/8" FIRE RET UL
MDO122S	4X8X 1/2" MDO - 2 SIDED	FRUL34	4X8X 3/4" UL FIRE RETARDANT
MDO12102S	4X10X 1/2" MDO - 2 SIDED	FSCFRUL34	FSC-CERT 4X8X 3/4" FIRE RET UL
MDO342S	4X8X 3/4" MDO - 2 SIDED	FRUL34TG	4X8X 3/4" T&G UL FIRE RETARDANT
MDO34102S	4X10X 3/4" MDO - 2 SIDED	PTUL12	4X8X 1/2" UL PRESSURE TREATED
		PTUL34	4X8X 3/4" UL PRESSURE TREATED



38-20 Review Avenue
Long Island City, NY 11101
Tel: 718.784.5230
Fax: 718.784.1422
www.LeNobleLumber.com

HARDWOOD LUMBER PROGRAM

LeNoble Lumber's Hardwood Lumber Program continues to grow by leaps and bounds. We're stocking more and more Hardwoods each and every day. If we don't happen to have the item you need in stock, all species in all thicknesses, widths and lengths, dressed or rough, are available in just a few days. Need something special? Milled-to-size hardwoods and millwork are no problem. Let LeNoble Lumber be your One-Stop Source for all of your Hardwood Plywood, Lumber and Moulding needs.

Quality Material -- Unparalleled Service -- Competitive Pricing

The following is a list of the Hardwood Lumber we have in stock for immediate delivery today:

HARDWOOD LUMBER STOCKING LIST				rev. 03.01.2020	
SKU	Description	SKU	Description		
ASH44	4/4 FAS KD D2S WHITE ASH	MAPLE64	6/4 FAS KD D2S MAPLE RW/RL		
ASH54	5/4 FAS KD D2S WHITE ASH	MAPLE64RGH	6/4 ROUGH MAPLE FAS KD RW/RL		
ASH84	8/4 FAS KD D2S WHITE ASH	MAPLE84	8/4 FAS KD D2S MAPLE RW/RL		
ASH84RGH	8/4 FAS KD ASH ROUGH RW/RL	MAPLE84RGH	8/4 ROUGH MAPLE FAS KD RW/RL		
		MAPLE104	10/4 FAS KD D2S MAPLE RW/RL		
BASS14RL	1X4 FAS KD D4S BASSWOOD	MAPLE104RGH	10/4 ROUGH MAPLE FAS KD RW/RL		
BASS44	4/4 FAS KD D2S BASSWOOD				
BASS64RGH	6/4 FAS KD ROUGH BASSWOOD RW/RL				
BASS84RGH	8/4 FAS KD ROUGH BASSWOOD RW/RL	POP12	1/2" FAS KD D2S POPLAR RW/RL		
		POP1206	1/2 X 6" FAS KD D4S POPLAR (8'-16')		
CHERRY12	1/2" FAS KD D2S CHERRY	POP1212	1/2 X 12" FAS KD D4S POPLAR (8'-16')		
CHERRY16	1X6 FAS KD D4S CHERRY	POP44	4/4 FAS KD D2S POPLAR RW/RL		
CHERRY44	4/4 FAS KD D2S CHERRY	POP44RGH	4/4 ROUGH POPLAR FAS KD RW/RL		
CHERRY44RGH	4/4 FAS KD ROUGH CHERRY RW/RL	POP12	1X2 FAS KD D4S POPLAR (8'-16')		
CHERRY54	5/4 FAS KD D2S CHERRY	POP13	1X3 FAS KD D4S POPLAR (8'-16')		
CHERRY54RGH	5/4 FAS KD ROUGH CHERRY RW/RL	POP14	1X4 FAS KD D4S POPLAR (8'-16')		
CHERRY64	6/4 FAS KD D2S CHERRY	POP16	1X6 FAS KD D4S POPLAR (8'-16')		
CHERRY64RGH	6/4 FAS KD ROUGH CHERRY RW/RL	POP18	1X8 FAS KD D4S POPLAR (8'-16')		
CHERRY84	8/4 FAS KD D2S CHERRY	POP110	1X10 FAS KD D4S POPLAR (8'-16')		
CHERRY84RGH	8/4 FAS KD ROUGH CHERRY RW/RL	POP1112	1X12 FAS KD D4S POPLAR (8'-16')		
		POP54	5/4 FAS KD D2S POPLAR RW/RL		
IPE16RL	1X6 D4S IPE	POP54RGH	5/4 ROUGH POPLAR FAS RW/RL		
IPE18RL	1X8 D4S IPE	POP546	5/4X6 FAS KD D4S POPLAR (8'-16')		
IPE546RL	5/4 X 6 D4S IPE	POP5412	5/4X12 FAS KD D4S POPLAR (8'-16')		
		POP64	6/4 FAS KD D2S POPLAR RW/RL		
MAPLE12	1/2" FAS KD D2S MAPLE RW/RL	POP64RGH	6/4 ROUGH POPLAR FAS KD RW/RL		
MAPLE16	1X6 FAS KD D4S MAPLE (8'-16')	POP84	8/4 FAS KD D2S POPLAR RW/RL		
MAPLE18	1X8 FAS KD D4S MAPLE (8'-16')	POP84RGH	8/4 ROUGH POPLAR FAS KD RW/RL		
MAPLE112	1X12 FAS KD D4S MAPLE (8'-16')	POP104	10/4 FAS KD D2S POPLAR RW/RL		
MAPLE44	4/4 FAS KD D2S MAPLE RW/RL	POP104RGH	10/4 ROUGH POPLAR FAS KD RW/RL		
MAPLE44RGH	4/4 ROUGH MAPLE FAS KD RW/RL	POP124	12/4 FAS KD D2S POPLAR RW/RL		
MAPLE54	5/4 FAS KD D2S MAPLE RW/RL	POP124RGH	12/4 FAS KD ROUGH POPLAR RW/RL		
MAPLE54RGH	5/4 ROUGH MAPLE FAS KD RW/RL	POP33	3X3 FAS KD D4S POPLAR (8'-16')		



S I N C E 1 9 6 5

38-20 Review Avenue
Long Island City, NY 11101
Tel: 718.784.5230
Fax: 718.784.1422
www.LeNobleLumber.com

HARDWOOD LUMBER STOCKING LIST		rev. 03.01.2020	
SKU	Description	SKU	Description
RO12	1/2" FAS KD D2S RED OAK RW/RL	WAL44RGH	4/4 KD FAS ROUGH WALNUT RW/RL
RO44	4/4 FAS KD D2S RED OAK RW/RL	WAL16	1X6 FAS KD D4S WALNUT
RO44RGH	4/4 FASKD RED OAK ROUGH RW/RL	WAL18	1X8 FAS KD D4S WALNUT
RO16RL	1X6 FAS KD D4S RED OAK (8'-16')	WAL112	1X12 FAS KD D4S WALNUT
RO18RL	1X8 FAS KD D4S RED OAK (8'-16')	WAL54	5/4 FAS KD D2S WALNUT RW/RL
RO112RL	1X12 FAS KD D4S RED OAK (8'-16')	WAL546RL	5/4X6 FAS KD D4S WALNUT RL
RO54	5/4 FAS KD D2S RED OAK RW/RL	WAL5412	5/4X12 FAS KD D4S WALNUT RL
RO54RGH	5/4 FAS KD ROUGH RED OAK RW/RL	WAL54RGH	5/4 KD FAS ROUGH WALNUT 8&WIDER
RO546RL	5/4X6 FAS KD D4S RED OAK (8'-16')	WAL64	6/4 FAS KD D2S WALNUT RW/RL
RO5412RL	5/4X12 FAS KD D4S RED OAK (8'-16')	WAL64RGH	6/4 KD FAS ROUGH WALNUT RW/RL
RO64	6/4 FAS KD D2S RED OAK RW/RL	WAL84	8/4 FAS KD D2S WALNUT RW/RL
RO64RGH	6/4 FAS KD ROUGH RED OAK RW/RL	WAL84RGH	8/4 KD FAS ROUGH WALNUT RW/RL
RO84	8/4 FAS KD D2S RED OAK RW/RL	WALQ44RGH	4/4 KD FAS QTR SAWN ROUGH WALNUT
RO84RGH	8/4 FAS KD ROUGH RED OAK RW/RL		
RO104RGH	10/4 FAS KD ROUGH RED OAK RW/RL	WO12	1/2" KD FAS D2S WHITE OAK RW/RL
RO124RGH	12/4 FAS KD ROUGH RED OAK RW/RL	WO44	4/4 KD FAS D2S WHITE OAK RW/RL
		WO44RGH	4/4 KD FAS ROUGH WHITE OAK
ROR16RL	1X6 KD FAS D4S RIFT RED OAK R/L	WO16	1X6 FAS KD D4S WHITE OAK
ROR44	4/4 FAS D2S RIFT/QTRD RED OAK	WO18	1X8 FAS KD D4S WHITE OAK
ROR54	5/4 FAS D2S RIFT/QTRD RED OAK	WO112	1X12 FAS KD D4S WHITE OAK
		WO54	5/4 KD FAS D2S WHITE OAK RW/RL
SAP12	1/2" FAS KD D2S SAPELE (AFR MAHOG)	WO54RGH	5/4 KD FAS ROUGH WHITE OAK
SAP1212	1/2X12 FAS KD D4S SAPELE (8'-16')	WO5412	5/4X12 FAS KD D4S WHITE OAK
SAP44	4/4 FAS KD D2S SAPELE -AFR MAHOG	WO64	6/4 KD FAS D2S WHITE OAK RW/RL
SAP44RGH	4/4 ROUGH SAPELE FAS KD RW/RL	WO64RGH	6/4 KD FAS ROUGH WHITE OAK
SAP16	1X6 FAS KD D4S SAPELE - AFR MAHOG	WO84	8/4 KD FAS D2S WHITE OAK RW/RL
SAP112	1X12 FAS KD D4S SAPELE (8'-16')	WO84RGH	8/4 KD FAS ROUGH WHITE OAK
SAP54	5/4 FAS KD D2S SAPELE -AFR MAHOG		
SAP54RGH	5/4 ROUGH SAPELE FAS KD RW/RL	WOR44	4/4 FAS D2S RIFT/QTRD WHITE OAK
SAP64	6/4 FAS KD D2S SAPELE -AFR MAHOG	WOR44WIDE	4/4 FAS D2S TRUE RIFT WHT OAK 9"+
SAP64RGH	6/4 ROUGH SAPELE FAS KD RW/RL	WOR44RGH	4/4 FAS ROUGH RIFT/QTR WHITE OAK
SAP84	8/4 FAS KD D2S SAPELE -AFR MAHOG	WOR44RGHWIDE	4/4 ROUGH TRUE RIFT WHT OAK 9"+
SAP84RGH	8/4 ROUGH SAPELE FAS KD RW/RL	WOR54	5/4 FAS D2S RIFT/QTRD WHITE OAK
SAP104RGH	10/4 ROUGH SAPELE FAS KD RW/RL	WOR54RGH	6/4 FAS ROUGH RIFT/QTR WHITE OAK
SAP124	12/4 FAS KD D2S SAPELE -AFR MAHOG	WOR64	6/4 KD FAS D2S RIFT WHITE OAK
SAP124RGH	12/4 ROUGH SAPELE FAS KD RW/RL	WOR64RGH	6/4 FAS ROUGH RIFT/QTR WHITE OAK
		WOR84	8/4 FAS D2S RIFT/QTRD WHITE OAK
TEAK44	4/4 KD FAS D2S TEAK RW/RL	WOQ44	4/4 FAS D2S QUARTERED WHITE OAK
WAL126	1/2X6 FAS KD D4S WALNUT	WOQ54	5/4 FAS D2S QUARTERED WHITE OAK
WAL44	4/4 FAS KD D2S WALNUT RW/RL	WOQ84	8/4 FAS D2S QUARTERED WHITE OAK

We know you have a choice . . .
Thank You for choosing LeNoble Lumber !

BUILDING MATERIALS	
A FRAMES - NARROW & WIDE	ORANGE MESH BARRICADE
ACCESS DOORS - TAPEABLE & FLUSH	PEA GRAVEL
ACRYLIC BLOCK	PLASTER OF PARIS
ALUMINUM FLASHING	POLY 6MM: CLEAR, BLACK, REINFORCED
ALUMINUM TRIM COIL	PORTLAND CEMENT
BLUE TARPS	QUICKCRETE
BRICK - RED COMMON	RAMBOARD
CONCRETE BLOCK	READY PATCH
CONCRETE/GRAVEL MIX	REBAR
DASH PATCH	RED ROSIN PAPER
DURABOND	ROOF CEMENT
FELT PAPER	ROOF COATING
FINISHING LIME	ROOF PAPER
GAUGING PLASTER	SAND
GLASS BLOCK	SAND MIX
GRAVEL	SEKUR PAPER
GREEN DUST	SHIMS
GROUT	SHINGLES
HOLLOW BLOCK	SONOTUBES
ICE & WATER SHIELD	STRUCTOLITE
ICE MELT	SWEEPING COMPOUND
KRAFT PAPER	THINSET
LOLLY COLUMNS	TYVEK HOUSE WRAP
MORTAR CEMENT	VINYL BASE
MORTAR MIX	WALL BOARD CARTS
NEOPRENE WEATHER STRIPPING	WOOD LATH

CEDAR	
WESTERN RED CEDAR, CLEAR	1X4 TO 1X12, 5/4X4 TO 5/4X12, 2X2 TO 2X12, 4X4
WESTERN RED CEDAR, CLEAR BEVELED	1/2X6, 1/2X8, 1X10
WESTERN RED CEDAR, CLEAR T&G	1X4 TO 1X8
WESTERN RED CEDAR, COMMON	1X4 TO 1X12, 5/4X4 TO 5/4X12, 2X2 TO 2X12, 4X4
WESTERN RED CEDAR, ROUGH SAWN	1X12
CEDAR CLOSET LINING	
CEDAR LATTICE	PRIVACY; DIAGONAL & SQUARE; 4X8
CEDAR SHINGLES	PERFECTION, HANDSPLITS, UNDERCOARSE



S I N C E 1 9 6 5

38-20 Review Avenue
Long Island City, NY 11101
Tel: 718.784.5230
Fax: 718.784.1422
www.LeNobleLumber.com

CEILING MATERIAL

ARMSTRONG CEILING TILE	LIGHT DIFFUSERS
BLACK IRON	MAIN RUNNER
CADDY CLIPS	PENCIL ROD
CROSS TEES - 2' & 4'	PRISMATIC LAY IN
DROP CLIPS	STAND-OFF CLIPS
EGG CRATE	TIE WIRE
F MOULDING	VINYL ROCK
FURRING CHANNEL	WALL ANGLE
GALVANIZED CHANNEL	

DOORS

HOLLOW CORE BIRCH SLABS	1-3/8" & 1-3/4" THICK; 6'8", 7'0" & 8'0" TALL; 1'0" TO 3'6" WIDE
SOLID CORE BIRCH SLABS	1-3/8" & 1-3/4" THICK; 6'8", 7'0" & 8'0" TALL; 1'0" TO 3'6" WIDE
PRE-HUNG LUAN DOORS	1-3/8" THICK; 2/0X6/8 TO 3/0X6/8
LOUVER DOORS (LOUVER OVER LOUVER)	1-3/8" THICK; 6'8" & 7'0" TALL; 1'0" TO 3'0" WIDE
LOUVER OVER PANEL DOORS	1-3/8" THICK; 6'8" TALL; 1'0" TO 3'0" WIDE
SINGLE FLAT PANEL FIR DOORS	1-3/8" & 1-3/4" THICK; 6'8" & 7'0" TALL; 1'0" TO 3'0" WIDE
2 FLAT PANEL FIR DOORS	1-3/8" & 1-3/4" THICK; 6'8" & 7'0" TALL; 1'0" TO 3'0" WIDE
4 RAISED PANEL PINE COLONIAL DOORS	1-3/8" THICK; 6'8", 7'0" & 8'0" TALL; 1'0" TO 3'0" WIDE
5 RAISED PANEL FIR DOORS	1-3/8" & 1-3/4" THICK; 6'8" & 7'0" TALL; 2'0" TO 3'0" WIDE
6 RAISED PANEL PINE COLONIAL DOORS	1-3/8" & 1-3/4" THICK; 6'8", 7'0" & 8'0" TALL; 1'0" TO 3'0" WIDE
10 LIGHT PINE FRENCH DOORS	1-3/8" THICK; 6'8" TALL; 1'8" TO 3'0" WIDE
15 LIGHT PINE FRENCH DOORS	1-3/8" & 1-3/4" THICK; 6'8" & 7'0" TALL; 2'4" TO 3'0" WIDE
18 LIGHT PINE FRENCH DOORS	1-3/8" & 1-3/4" THICK; 8'0" TALL; 2'4" TO 3'0" WIDE
HOLLOW METAL DOORS	6'8", 7'0" & 8'0" TALL; 2'0" TO 3'6" WIDE; RH, LH, INACTIVE, REVERSIBLE
KNOCK DOWN METAL BUCKS	6'8", 7'0" & 8'0" TALL; 2'0" TO 6'0" WIDE; 3-3/4", 4-7/8" 6-1/8" THICK

DRYWALL & ACCESSORIES

CH STUD	J TRIM
CORE BOARD	JOINT COMPOUND - REGULAR & LITE WEIGHT
CORNER BEAD - METAL, FLEXIBLE, VINYL	JOINT TAPE - PAPER, MESH, FLEXIBLE
DENS GLASS	PERMABASE
DRYWALL - FIRE CODE	PLASTER (EXPANDED) BEAD
DRYWALL - MOLD DEFENSE	QUIET ROCK
DRYWALL - ULTRALITE	RESILIENT CHANNEL
DUROCK	SPACKLE L TRIM
FLAT STOCK	STEEL STUDS & TRACK
FLEX TRACK	TEAR AWAY L BEAD
FURRING CHANNEL	U TRIM ("SPACKLE J")
GALVANIZED ANGLE	WIRE LATH - RIBBED & DIAMOND
HARDIBACKER	



38-20 Review Avenue
Long Island City, NY 11101
Tel: 718.784.5230
Fax: 718.784.1422
www.LeNobleLumber.com

FOAM PRODUCTS	
B BOARD (EXPANDED POLYSTYRENE)	4X8X 1"; 1 LB. DENSITY; WHITE & FOIL FACE
BLUE DOW SCOREBOARD	4X8X 1/2", 1", 1-1/2" & 2"
BLUE DOW STYROFOAM	2X8X 1/2", 1", 1-1/2", 2", 3" & 4"
ETHAFOAM RODS	3/4" TO 6" DIA.
FOAMCORE	1/4" & 1/2"; 4X8 & 4X10; WHITE, BLACK, BLACK/WHITE
GATOR BOARD	1/4", 1/2", 3/4", 1" & 1-1/2"; 4X8 & 5X12; WHITE, BLACK, KRAFT
STYROFOAM (CRAFT FOAM)	2X9X 1", 2", 3", 4", 6", 8" & 10"; WHITE
VERSIFOAM SPRAY FOAM (2 PART)	SYSTEM 50, SYSTEM 15

"GREEN" & FSC-CERTIFIED (SUSTAINABLE) MATERIAL	
CARB 2 PLYWOOD & PANELS	FSC-CERT. PLYWOOD - SOFTWOOD
FORMALDAHYDE-FREE CORE PLYWOOD	FSC-CERT. TIMBERSTRAND
FSC-CERT. FLAKE BOARD	HOMASOTE SOUND BARRIER
FSC-CERT. HARDWOODS	NAUF MDF
FSC-CERT. LAUAN	NAUF MDF - FIRE RETARDANT
FSC-CERT. LUMBER	NAUF MDF - MOISTURE RESISTANT
FSC-CERT. LUMBER - FIRE RETARDANT	NAUF MELAMINE
FSC-CERT. MDF	NAUF PARTICLE BOARD
FSC-CERT. MEDEX	NAUF PARTICLE BOARD - FIRE RETARDANT
FSC-CERT. MEDITE FIRE RETARDANT	NAUF PLYWOOD - HARDWOOD
FSC-CERT. MELAMINE	NAUF PLYWOOD - SOFTWOOD
FSC-CERT. PARTICLE BOARD	PULP ART WALL SKINS
FSC-CERT. PLYWOOD - FIRE RETARDANT	RECYCLED LUMBER
FSC-CERT. PLYWOOD - HARDWOOD	ULEF PLYWOOD

HARDWARE, TOOLS & ADHESIVES	
3M SUPER 77 SPRAY ADHESIVE	LATEX CAULKING
ACOUSTIC CEMENT	LEVELS
ACOUSTIC SEALANT	LOCKSETS (ENTRY, PASSAGE, SPLIT FINISH, US3, US4, US26D)
ANCHORS	MASKING TAPE
BARREL BOLTS	NAILS
BIFOLD TRACK & HARDWARE	PASLODE
BLUE TAPE	PHENOSEAL
BOLTS	PIANO HINGES
BONDO	PILASTERS
BRACKETS	PL-200 CONSTRUCTION ADHESIVE
	PL-300 FOAM ADHESIVE



38-20 Review Avenue
Long Island City, NY 11101
Tel: 718.784.5230
Fax: 718.784.1422
www.LeNobleLumber.com

HARDWARE, TOOLS & ADHESIVES	Continued
BROOMS	PL-400 SUBFLOOR ADHESIVE
BRUSHES	PL-ULTRA
BYPASS (SLIDING) TRACK & HARDWARE	PLASTERWELD
CARPENTER'S GLUE	POCKET DOOR HARDWARE
CAULKING GUNS	POLE SOCKETS
CAUTION TAPE	POWER TOOLS
CLAMPS	PROTECTION EQUIPMENT
CLOSET POLES - ADJUSTABLE	RESIN BOND ACRYLIC ADHESIVE
CONSTRUCTION ADHESIVE	ROLLERS/SLEEVES/TRAYS
CONTACT CEMENT - FLAMMABLE	ROUTER BITS
CONTACT CEMENT - NON-FLAMMABLE	SAFETY EQUIPMENT
CONTACT CEMENT - WATER BASED	SANDING BELTS
CONTRACTOR BAGS	SANDING DISCS
COVE BASE ADHESIVE	SANDPAPER
DEADBOLTS	SAW BLADES
DOOR HINGES	SAWZALL BLADES
DRILL BITS	SCRAPERS
DROP CLOTHS	SCREWGUN TIPS & SHAFTS
DUCT TAPE	SCREWS
DUST MASKS	SHOTS & PINS
EDGE TAPE TRIMMER	SHOVELS
EXTENSION CORDS	SILICONE CAULKING
FIRESTOP CAULK	SPEED BORE BITS
FIRESTOP FOAM	SPRING HINGES
FLOORING ADHESIVE	SQUARES
GORILLA GLUE	STAPLES
GREAT STUFF EXPANDING FOAM	STAYPUT SPRAY ADHESIVE - HI TEMP (SPH)
HAND TOOLS	STAYPUT SPRAY ADHESIVE -FOR FOAM (SP2)
HASPS	STRAP HINGES
HOLE SAWS	TAPE KNIVES
HURRICANE CLIPS	TAPE MEASURES
INSULATION SUPPORTS	TECO HANGERS
JIGSAW BLADES	TEE HINGES
JOINING BISCUITS	TITEBOND GLUE
JOINT KNIVES	TROWELS
LADDERS	WELDCRETE
LAMINATE ROLLERS	WOOD FILLER
LAMINATE TRIMMER	WORK GLOVES

INSULATION	
FIBERGLAS BATTS	R7, R11, R13, R19, R30; 16" & 24"; UNFACED, KRAFT & FOIL
SOUND ATTENUATION BATTS	1", 1-1/2", 2", 3";; 16" & 24"
BLUE DOW STYROFOAM	2X8X 1/2", 1", 1-1/2", 2", 3" & 4"
BLUE DOW SCOREBOARD	4X8X 1/2", 1", 1-1/2", 2"
DOW TUFF R	1/2"; 4X8

LUMBER & FLOORING (FOR HARDWOOD LUMBER, SEE DETAILED LIST)	
DOUG FIR, GREEN	3X6 TO 3X12
DOUG FIR, KD HT	2X4 TO 2X12, 4X4
SPF, KD HT	2X4 TO 2X12
SPRUCE, KD	1X2, 1X3, 1X4, 5/4X3
SPRUCE, ROUGH	1X12, 2X9, 2X12
WHITE FIR, KD HT SELECT STRUCT	2X4 TO 2X12, 4X4
FIRE RETARDANT	2X4 TO 2X12, 4X4
OSHA PLANKS	2X9, YP & LVL
PRESSURE TREATED	1X6, 5/4X6, 2X2 TO 2X12, 3X6, 4X4, 6X6
MIXED HARDWOODS	6X, 8X, 10X, 12X
TJI'S, LVL'S & RIMBOARD	VARIOUS WIDTHS, DEPTHS & LENGTHS
FLOORING - OAK	RED & WHITE OAK, 1X3 & 1X4; SELECT & COMMON; RAW & PREFINISHED
FLOORING - YELLOW PINE	1X3, 1X4 & 1X6; "C" SELECT
STEPPING, BULLNOSE	RED OAK & YELLOW PINE; 5/4X12; CLEAR & FINGER JOINT

MISCELLANEOUS	
EDGE TAPE	HARDWOOD VENEER & PVC; UNFINISHED & PREFINISHED; AUTOMATIC, PRE-GLUED, PSA; 10 MIL, 20 MIL, 2-PLY, ALL-WOOD
FLEXIBLE FLAT STOCK	1X4 & 1X6; 8' - 12'
HARDWOOD BUTTONS (HALF BALLS)	1/2" TO 1-1/2" DIAMETER
HARDWOOD DOWELS	1/8" TO 1" DAMETER; 36" & 48" LONG
CORNER BLOCKS	3-1/2", 4-1/2" & 5-1/2"; BULLSEYE & FLORETTE
METAL MOULDING	ALUMINUM ANGLES, CHANNELS, FLAT STOCK, TUBES
PLINTH BLOCKS	3-1/2" X 6-1/2"; 4-1/2" X 8"
ROSETTES	3" & 4" DIAMETER



38-20 Review Avenue
Long Island City, NY 11101
Tel: 718.784.5230
Fax: 718.784.1422
www.LeNobleLumber.com

PINE	
COMMON PINE, #2+BTR (PREMIUM) HT	1X3 TP 1X12, 5/4X3 TO 5/4X12; EASTER, SUGAR, PP/LP, IDAHO WP
COMMON PINE, #3+BTR (STANDARD) HT	1X3 TO 1X12, 1/2X6 TO 1/2X12; EASTERN SUGAR, PP/LP, IDAHO WP
COMMON PINE, ROUGH	1/2X6 TO 1/2X12, 1X12; EASTERN SUGAR, PP/LP, IDAHO WP
CLEAR PINE, "C" SELECT	1X2 TO 1X12, 1/2X6 TO 1/2X12, 5/4X3 TO 5/4X12, 6/4, 8/4; EASTERN SUGAR, PP/LP, IDAHO WP
CLEAR PINE, FINGER JOINT	1X3 TO 1X12, 5/4X3 TO 5/4X12; PRIMED & UNPRIMED
BUTTERFLY SIDING	#2 COMMON PINE; 1X6 & 1X8; T&G
EDGE & CENTER BEAD	#2 COMMON PINE; 1X6 & 1X8; T&G
LOG CABIN SIDING	#2 COMMON PINE; 1-1/2"X8; SHIPLAP
NOVELTY SIDING	#2 COMMON PINE; 1X6 & 1X8; SHIPLAP
WAINSCOT (MATCHSTICK)	CLEAR PINE; 7/16"X4"; 1-5/8" O.C.

PLASTICS	
PLEXIGLAS - BLACK (ACRYLIC)	1/8", 1/4" & 1/2"; 4X8
PLEXIGLAS - CLEAR (ACRYLIC)	1/16" TO 1" THICK; 4X8, 4X10, 5X8, 5X10
PLEXIGLAS - CLEAR 3030 (GREEN EDGE)	1/8", 1/4" & 1/2"; 4X8
PLEXIGLAS - CLEAR DP30 (ORANGE PEEL)	1/8" & 1/4"; 4X8
PLEXIGLAS - CLEAR DP32 (SHOWER DOOR)	1/8" & 1/4"; 4X8
PLEXIGLAS - CLEAR FROSTED (P95)	1/8", 1/4", 3/8" & 1/2"; 4X8
PLEXIGLAS - CLEAR MIRROR (ACRYLIC)	1/8" & 1/4"; 4X8
PLEXIGLAS - CLEAR NON-GLARE (P99)	1/8", 3/16" & 1/4"; 4X8
PLEXIGLAS - CLEAR PEBBLE	1/8" & 1/4"; 4X8
PLEXIGLAS - SMOKE GREY (2064)	1/8" & 1/4"; 4X8
PLEXIGLAS - WHITE MILK (2447)	1/8", 1/4", 3/8" & 1/2"; 4X8, 4X10, 5X8, 5X10
PLEXIGLAS - WHITE MILK MATTE 1S (P95)	1/8" & 1/4"; 4X8
PLEXIGLAS - WHITE OPAQUE (7508)	1/8", 1/4", 3/8" & 1/2"; 4X8
LEXAN - CLEAR (POLYCARBONATE)	1/16" TO 1/2"; 4X8
ABS - HAIRCELL	1/8" & 1/4"; 4X8; WHITE, BLACK
COREX (COROPLAST)	4X8X 4MM; WHITE, BLACK & NATURAL
PVC SHEETS - GREY	1/8" & 1/4"; 4X8
SINTRA	1MM TO 3/4"; WHITE, BLACK, GREY, BLUE, RED
TWINWALL (POLYCARBONATE)	1/4" TO 5/8"; 4X8



S I N C E 1 9 6 5


38-20 Review Avenue
Long Island City, NY 11101
Tel: 718.784.5230
Fax: 718.784.1422
www.LeNobleLumber.com

SHEET MATERIALS (FOR FIBERBOARD, PARTICLE BOARD, MELAMINE, CORES & PLATFORMS SEE DETAILED LISTS)	
ABET-LAMINATI LAMINATES	ENTIRE CATALOG READILY AVAILABLE
ALUMACORR	1/4"; 4X8 & 4X10; WHITE ALUMINUM FACES, PLASTIC CORE
ALUMINUM - MILL FINISH	4X8X .024
ALUMINUM - STUCCO	4X8
BALSA WOOD SHEETS	1/4", 1/2", 3/4", 1" & 2"; 4X8
BRICK MASONITE - USED RED	4X8
CHEMETAL	ENTIRE CATALOG READILY AVAILABLE
CHEMETAL - BRUSHED ALUMINUM	4X8 & 4X10; #702 (WITH BACKER)
CHEMETAL - BRUSHED BRASS	4X8; #704 (WITH BACKER)
CORRUGATED PROTECTION PAPER	4X8; 2 PLY
FIBERGLAS - CORRUGATED	26"X 8', 10' & 12'; WHITE, CLEAR & GREEN
FIBERGLAS REINFORCED PANEL (FRP)	4X8 WHITE
FORMICA LAMINATES	MANY IN STOCK; ENTIRE CATALOG READILY AVAILABLE
GALVANIZED STEEL - CORRUGATED	33"X96" & 33"X120"; 26 GAUGE
GALVANIZED STEEL - FLAT	4X8 & 4X10; 26 GAUGE
HARDBOARD (MASONITE)	STANDARD, TEMPERED, DURON; 1/8" X 1/4"; 4X8 & 4X10
HOMASOTE - 440 SOUND BOARD	1/2"; 4X8 & 4X10; FIRE-RATED AVAILABLE
HOMASOTE - BURLAP FACED	1/2"; 4X8
HOMASOTE - CORK BOARD	1/2"; 4X8
JM BOARD	1/2"; 4X8; WHITE
LAMINATE BACKER	4X8; THICK (1/16") & THIN (1/32")
LATTICE SHEETS	4X8; CEDAR, PRESSURE TREATED, PVC; SIAGONAL & SQUARE
MARLITE SHEETS (HIGH GLOSS)	4X8; BLACK. WHITE
MASONITE GRILLES	4X8; VARIOUS PATTERNS
NAILITE USED RED BRICK	PLASTIC BRICK; SHEETS & CORNERS
NEVAMAR LAMINATES	ENTIRE CATALOG READILY AVAILABLE
PEGBOARD	1/8" & 1/4"; 4X8; TEMPERED, RAW & WHITE
PIONITE LAMINATES	ENTIRE CATALOG READILY AVAILABLE
PREFINISHED PANELLING	4X8X 1/8"; RANDOM WIDTH GROOVE; VARIOUS WOOD GRAINS
PULP ART SURFACES WALL SKINS	VARIOUS BRICK & STONE PATTERNS
SIGN METAL (ALUMINUM)	4X10; WHITE 1S, BLACK MATTE 1S
SLOT WALL	4X8; WHITE & PAINT GRADE; MELAMINE & WOOD VENEER AVAILABLE
SOUND BOARD (CELOTEX)	4X8X 1/2"
TILE BOARD	4X8X 1/8"; WHITE TILE/WHITE GROUT; 4" SQUARES
UPSON BOARD	1/8", 3/16", 1/4"; 4X8 & 4X10
WAINSCOT SHEETS	4X8X 3/8" YP; 1-5/8" & 3-1/2" O.C.
WAINSCOT SHEETS - PRIMED MDF	1/4" & 1/2"; 4X8; 2" O.C.
WALL SKINS - PULP ART SURFACES	VARIOUS BRICK & STONE PATTERNS
WILSON ART LAMINATES	ENTIRE CATALOG READILY AVAILABLE



38-20 Review Avenue
Long Island City, NY 11101
Tel: 718.784.5230
Fax: 718.784.1422
www.LeNobleLumber.com

STUDIO SUPPLIES: SET CONSTRUCTION, GRIP & SCENIC MATERIAL	
ABS HAIRCELL	MDO (MEDIUM DENSITY OVERLAY)
AC PLYWOOD	MOULDING - FLEXIBLE
ACRYLIC SHEETS - CLEAR, FROSTED, MILK, PATTERNS	MOULDINGS - FOCAL POINT
ALUMACORR	MOULDINGS - FYPON
BATTENS	MOULDINGS - ORAC DÉCOR
BENDING PLYWOOD	MOULDINGS - WOOD
BLACK MARLITE	NOVAPLY
CARVING FOAMS	OSB (ORIENTED STRAND BOARD)
CHEMETAL	PINE - CLEAR, COMMON, FINGER-JOINT & PRIMED
CNC SHEETS, PATTERNS, PROFILES	PREFINISHED PANELS
COREX (COROPLAST)	PULP ART WALL SKINS
CORRUGATED FIBERGLAS	RED BRICK MASONITE
DIMENSION LUMBER	ROUGH SAWN LUMBER
DOORS	SASH
ENGINEERED LUMBER (TJI'S, LVL'S)	SIGN METAL
FOAMCOR & GATOR BOARD	SINTRA
FORMICA	SONOTUBES
HARDWOOD PLYWOOD	SOUND BOARD
HOMASOTE	SPECIALTY PINE PATTERNS - EDGE & CENTER BEAD, NOVELTY SIDING, WAINSCOT, BUTTERFLY SIDING, LOG CABIN SIDING
INDUSTRIAL PARTICLE BOARD	STYROFOAM
JM BOARD	TILE BOARD
LAMINATES	TWINWALL
LEXAN SHEETS	UPSON BOARD
LUAN PLYWOOD - FSC-CERTIFIED - RAW	WAINSCOT SHEETS
LUAN PLYWOOD - FSC-CERTIFIED - WHITE	FSC-CERTIFIED WHITE STUDIO BOARD®



HPL

High Pressure Laminates

Distributed By:

LeNobleLumber.com

800-453-6625 (800-4 LENOBLE)

 **LENOBLE
LUMBER**

S I N C E 1 9 6 5



nevamar

A Panolam Surface Systems Brand.

Nevamar® introduces the

Yesteryears™

COLLECTION

Nevamar® turns 80!

What's old is new again. Nevamar is proud to celebrate its 80th year in style by introducing the Yesteryears™ Collection, a mix of 20 new and retro inspired designs. These rich woodgrains, abstracts and solids are inspired by some of our favorite patterns over the past 80 years

Featuring a dynamic range of trend-setting styles, our designs are sleek and timeless allowing you design flexibility that take you back in time.



S3069 T
Soft Island Breeze



DG0072 SD
Turquoise Venus 2



AB2400 T
Aqua Mini Raffia



WW9600 T
Mid-Mod Walnut



AB4440 T
Turquoise Kinetic



AO3200 T
Tangerine Mini Raffia



DG0076 T
Carbon Black Boomerang



SV7300 T
Pear Green



DG0074 SD
Odenton Neon Lights XL



AW1800 T
White Kinetic



AY1500 T
Gold Mini Raffia



DG0071 SD
White Venus 2



AG1000 T
Gray Kinetic



SY9250 T
Marigold Fields



WM2640 T
Planetree Maple




AR2830 T
Pink Lemonade Kinetic



DG0075 SD
Lilac Boomerang



WY2000 T
Miesian



SR5100 T
Blushing Pink



DG0077 SD
Odenton Pink Lady XL



Finish Options

Nevamar high pressure laminates are available in 22 different finishes designed to enhance the look and texture of any project. Please contact your local Nevamar representative or visit Nevamar.com for finish samples, grade and sheet availability. For quicker processing of your sample request, kindly use the designated finish code as listed below.

Aged Bark (AB) Medium-grain weathered wood

Armored Protection® (ARP) (T) Low gloss, textured finish with ARP

Ashwood (AW) Fine woodgrain with cathedral

Barnboard (BB) Linear plank, matte woodgrain

Crystal (CR) Fine pebbled finish, medium gloss

Evolution (EV) Smooth surface enhanced by contrasting matte and gloss organic texture

Fineline (FL) Deep, fine-grained linear pattern

Gloss (GL) High gloss, smooth finish

Granite (GR) Polished stone textured finish

Groovy (GV) Eclectic abstract pattern that appears to create motion

LineZ (LZ) Deeply embossed woodgrain

Medium Gloss (MG) Medium gloss, smooth finish

Natural Stone (NS) Matte surface accentuates the indentations offering a time-worn look

Polished Velvet (PV) Smooth, textured furniture finish

Slate (SL) Deeply embossed slate finish

Soft Leather (LR) Finely grained leather finish

StoneX (SX) Natural and polished stone surface

Super Matte (SM) Smooth, non-reflective surface

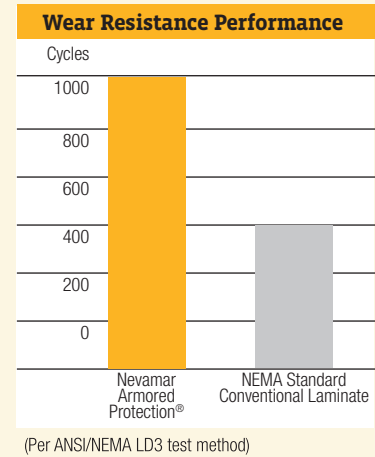
Textured / Suede (SD) Low gloss, textured finish

Timberline (TL) Wide grained linear texture

Velvet (VE) Smooth, finely grained surface

Wood Essence (WE) Natural, linear woodgrain finish

Armored Protection® laminates exclusively from Nevamar® provide more than 2X the wear protection of standard laminates, keeping your designs looking new longer. For unsurpassed resistance to abrasions and scuffs without sacrificing clarity of design, choose Nevamar laminates with Armored Protection (ARP) technology.



Environmental Features

No matter which pattern you choose, Nevamar makes your laminate green!

Nevamar's low emission products are GREENGUARD® certified.

By formulating our own resins, we can assure you of an eco-conscious manufacturing process.

Nevamar laminates are easy to clean without using harsh chemicals.

Our products are manufactured with kraft and decorative paper from recycled or renewable sources to help preserve our forests and promote a healthier environment.

Distribution centers are strategically located across the country to reduce the use of fossil fuels when delivering Nevamar products.


Nevamar HPL surfaces do not support bacterial growth making them an ideal choice for healthcare, education and food service installations.



Multiple surfaces.
One System.
Amazing possibilities.

Same design. Different substrates

Nevamar continues its long-standing tradition of design and technical innovation featuring a broad selection of quality products. Today, our High Pressure Laminates (HPL) are more versatile than ever, with more design-forward patterns, accent colors, and finishes than ever before. Simply look at what we offer among our specialty laminates and you will know exactly what we mean.





How to Specify:

	EXAMPLE
Color Name	Galao
Color Reference Number	WX0075
Finish	Aged Bark (AB)
Size	3' x 8' or 3' x 10' 4' x 8' or 4' x 10' 5' x 8' or 5' x 10'

Learn more at
nevamar.com

Distributed By:

LeNobleLumber.com



S I N C E 1 9 6 5

Technical Specifications

Technical information listed below applies to high pressure decorative laminates. For additional technical data, specification sheets, and three-part CSI, visit nevamar.com.

STANDARD LAMINATE

Nevamar Standard Laminate is designed for either horizontal, vertical, or postforming applications. Typical uses include countertops, tables, vanities, interior doors, cabinets, contract furniture, and retail store fixtures. Three standard grades of Nevamar laminate are suitable for most applications.

G48 General Purpose Grade

Nominal Thickness 0.048"/1.2 mm (NEMA HGS). Most often used in horizontal applications where high-impact resistance and a durable, decorative surface is required.

F39 Postforming Grade

Nominal Thickness 0.039"/1.0 mm (NEMA HGP). Designed for manufacturing countertops and other horizontal surfaces where the laminate may be heated and rolled over the substrate edge to eliminate seams.

F28 Postforming Grade

Nominal Thickness 0.028"/0.7 mm (NEMA VGP). Designed for surfaces where impact resistance is less critical.

SPECIALTY PRODUCTS

ThruColor™ HPL Laminate

ThruColor HPL is intended for use in applications where the edge of laminate contributes to the aesthetics of the final product. Nevamar's proprietary manufacturing process provides a second generation color-through laminate that is more flexible and much less likely to chip than other color-through laminates. ThruColor HPL colors and their corresponding colors in standard Nevamar are not exact matches. Sample evaluation is recommended. Ideal for high-wear horizontal and vertical applications such as high-end furniture.

ChemGuard Chemical Resistant Laminate

Available in thicknesses up to 1" (25.4 mm). Nevamar ChemGuard incorporates the decorative features of high pressure laminate into a durable, chemical resistant surfacing material. The unique manufacturing process of Nevamar ChemGuard results in a product with excellent chemical resistant properties. This feature ensures that the ChemGuard surface is more chemical resistant than competitive laminate. Nevamar ChemGuard's superior chemical resistant surface cannot be softened with heat for postforming. ChemGuard is ideal for education labs, culinary testing facilities, photographic darkrooms, nurses stations, medical, dental, and veterinary work areas and mortuaries. Thicker ChemGuard laminate can be used as structural components in laboratory bench tops precluding the use of a substrate.

ThickLam® Thick Phenolic Core Laminate

Available in thickness up to 1" (25.4 mm). Designed for applications where the decorative surface must contribute to the structural stability of the finished assembly. ThickLam offers the same chemical resistance properties as standard Nevamar laminate. ThickLam thick phenolic can be manufactured with enhanced chemical resistance and is available with Class A Fire rating if requested. Available in the following configurations: decorative both sides and decorative one side. Available with black or brown edge. Typical uses include toilet and dressing room privacy partitions, tabletops, doors, workstations, wall panels, and desktops.

Fire Rated Laminate

Designed for applications where a decorative surface must resist combustion and inhibit smoke production. Fire rated laminate is classified by Underwriter's Laboratory, Inc. under File R6581 in both the US and in Canada. Please refer to Nevamar Fire Rated Technical Bulletin for products available as IMO certified. Typical uses include elevator cabs, hospitals, schools, airports, hotels, and other public buildings where strict fire codes apply.

Hi-Wear Laminate

Designed for applications requiring increased abrasion and scuff resistance, the product offers more than five times the wear resistance of standard grade laminate. Due to the manufacturing process, Nevamar Hi-Wear laminate will vary in color from corresponding colors in standard Nevamar. This effect is more pronounced in darker colors and patterns. Sample evaluation prior to order placement is recommended. Typical uses include buffet counters, salad bars, checkout counters, kickboards, bartops, and restaurant counters.

ESD (Electrostatic Dissipative Laminate)

Developed specifically for surfacing workstations where static-sensitive electronic components are manufactured and assembled. ESD is post-formable. Works well in hospitals, medical facilities, and clean rooms as the surface will not attract dust or dirt particles. Due to the unique composition of this product, SDL colors and their corresponding colors in standard Nevamar are not exact matches. Sample evaluation is recommended.



1 Corporate Drive, Suite 725, Shelton, CT 06484
877.726.6526 panolam.com



© 2019 Panolam Industries International, Inc.
Printed in the U.S.A.
NSMPBR0002-00019-10/19

ApplePly®

ApplePly® is a uniquely designed States' hardwood panel product. Constructed from uniform laminations of solid grade 1/16" Birch, this all hardwood core panel is strong and lightweight with a minimum number of voids and a naturally attractive edge.

With few voids, it machines beautifully without tearing or fuzzing. The eye-catching edge, that States' ApplePly® is famous for, is frequently a primary design element in furniture, fixtures and architectural installations.



ApplePly® Veneer Core Panels
for Premium Quality Edges.

Distributed By:



**LENOBLE
LUMBER**

SINCE 1965



38-20 Review Ave., LIC, NY 11101
800.453.6625
LeNobleLumber.com



ApplePly®

Ingenuity, it's in everything we do.

States Industries ApplePly® is a premium quality veneer core panel constructed from uniform laminations of solid grade 1/16" Birch. This solid hardwood core produces a strong, lightweight panel with a minimum number of voids and a naturally attractive edge. These panels contain no-added urea-formaldehyde and are available Forest Stewardship Council certified.

Sizes & Tolerances

ApplePly® is manufactured in 4' widths and 8' lengths, some thicknesses are available in 10' lengths. Thicknesses range from 1/4" 5 ply through 1 7/16" 27 ply. Tolerances comply with American National Standards Institute (ANSI/HPVA) grade rules, HP-1-2004.



ApplePly's uniformly thin plies of light colored Birch Give it a visually attractive edge. The strong pattern of the edge is often used as a primary design element.

Technical Specifications

	Modulus of Rupture (PSI)		Modulus of Elasticity (PSI)		Screw Withdrawal (Lbs. Force)	
	Parallel	Perpendicular	Parallel	Perpendicular	Perp. to Face	Perp. to Edge
1/4" ApplePly®	7,477	5,199	745,716	443,927	649	516
1/2" ApplePly®	8,855	8,380	830,436	910,679	"	"
3/4" ApplePly®	8,731	9,429	1,026,885	1,048,433	"	"
3/4" Conventional	5,000	4,000	600,000	500,000		

Test samples constructed with Maple face and back veneers. Wood has natural variations. Data is provided for comparison purposes and does not constitute a claim by States Industries that all panels will meet the values expressed.

Attractive Edges

Uniformly thin core veneers laminated at right angles produces an attractive visual edge that is often used as a primary design element in furniture, fixtures and architectural installations. ApplePly® is also popular for use as drawer sides because of its appearance when left unbanded. Alternating end grain and edge grain absorbs stain and finish at different rates, producing a pleasing light and dark layered effect.

Improved Machinability

Because ApplePly® is made from low density hardwood veneers, and because it has few voids, it machines beautifully without tearing or fuzzing. For example, bull nosed drawer edges are a popular application.

Finishes

Like all States Industries' products, ApplePly® can be ordered with States' NOVA® ultraviolet cured finish; clear, translucent or opaque, and in satin, medium or high gloss. Custom gloss levels are also available in larger quantities. In addition, we offer custom color matching. Accurate color matching is the hallmark of States' NOVA® finishes.

Environmental Stewardship

ApplePly® is manufactured without the use of urea-formaldehyde adhesives, and meets California Air Resources Board's stringent air quality standards. Additionally, ApplePly® is available Forest Stewardship Council certified.

Distributed By:



**LENOBLE
LUMBER®**

S I N C E 1 9 6 5

800-453-6625 (800-4 LENOBLE)
LeNobleLumber.com



info@thinklightweight.com
www.thinklightweight.com



**THINK
LIGHTWEIGHT®**
LIGHTWEIGHT PANEL TECHNOLOGY SOLUTIONS



519-688-0078



61 Townline Road, Tillsonburg
Ontario, Canada N4G 2R5



- Up to 85% reduced weight compared to plywood, particleboard and MDF
- Easily apply face materials (veneer, laminate, etc.) and finish with a variety of edge options
- Rigid face material supports selected methods of attachment
- Optional skin thicknesses are available



Foam core faced with 1/8 HDF.




- A great solution for many applications where strong, lightweight and thick panels are required
- Easily apply face materials (veneer, laminate, etc.) and finish with a variety of edge options
- Rigid face material supports selected methods of attachment
- Optional skin thicknesses are available



3/8 cell honeycomb core faced with 1/8 HDF.



- A cost effective tackable material made from 98% recycled materials that makes a high performance stable panel
- Its smooth and water resistant surface is excellent for laminating, paint finishes, and fabric wrapping



Natural fiberboard faced with a specialty engineered wood fiber surface material.



- With this high density structural core, lightweight panels are taken to the next level
- Easily apply face materials (veneer, laminate, etc.) and finish with a variety of edge options
- Rigid face material supports selected methods of attachment
- Optional skin thicknesses are available



1/8 cell structural core faced with 1/8 HDF.



- This extremely lightweight material has very good rigidity and strength values
- Easily apply face materials (veneer, laminate, etc.) and finish with a variety of edge options
- Rigid face material supports selected methods of attachment



1/8 cell structural core with a specialty engineered wood fiber surface material.



- This material has a high strength-to-weight ratio, great impact resistance and low thickness swelling
- Easily apply face materials (veneer, laminate, etc.) and finish with a variety of edge options
- Rigid face material supports selected methods of attachment
- Optional skin thicknesses are available



Extruded particle board core faced with 1/8 HDF.

PULP ART SURFACES

THE ONLY ECO WALL SKIN
MADE IN THE U.S.A. - PATENT PENDING

Pulp Art Surfaces, LLC is an innovator in dimensional wall skin production, offering affordable and eco-friendly dimensional wall skins to the television and motion picture industry, commercial productions, trade shows, theater and retail stores. We are the sole manufacturer of environmentally sustainable dimensional wall skins.

WHAT ARE PAS WALL SKINS MADE FROM?

They're made from 100% recycled newspaper, cardboard and wood chips so they're recyclable, safe to work with, Green Dot compliant and conform to ISO 14000 standards.

WHAT'S THE DIFFERENCE BETWEEN "PAINTABLE ONLY" AND "PRINTABLE/PAINTABLE"?

We offer all of our patterns unfinished ("Paintable"), which are painted onsite by scenic. These are always in stock. We also offer some of our patterns finished ("Printable") using eco-friendly UV digital printing. These are print on demand and we have color options on our website. We can also do custom colors, logos, murals, etc. The patterns shown in "Paintable Only" are just the patterns that have too much dimension for us to print on them. They look amazing painted though!

HOW DURABLE ARE THEY?

PAS wall skins are approximately 3/16 inch thick so they're extremely durable. They don't crack when they're cut or stapled and they have a cushioning effect. Our newest pattern PAS201 is 1/16" thick.

ARE PAS WALL SKINS SAFE AND EASY TO WORK WITH?

Yes! PAS wall skins are free of toxins and fire rated. Due to the thickness, they can be mitered and sanded. They have pre-trimmed finger joints, are flexible, strong and lightweight.

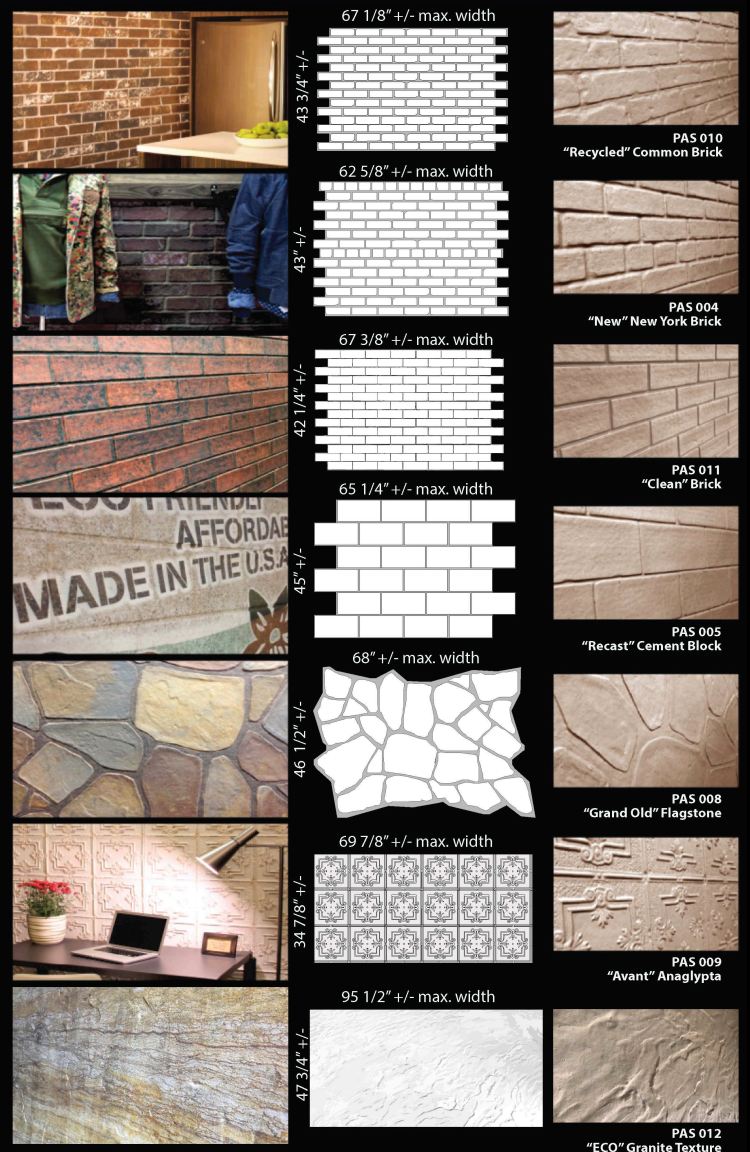
HOW DO THEY HOLD UP TO PAINT AND/OR WATER AGING?

Our product paints well with any paint product. There's no need for a primer, they have great adhesion and hold up well with water aging.

PAINTABLE ONLY



PRINTABLE / PAINTABLE



Distributed By:

718-784-5230

Lenoble Lumber
38-20 Review Ave.,
L.I.C. NY 11101



LENOBLE
LUMBER

SINCE 1965

www.lenoblelumber.com

INSPIRING TO THE CORE

Timeless hues, unique textures, diverse tones...

Sublime Collection's contemporary finishes bring assured elegance and uncompromising quality to your designs, allowing you to give free reign to your creativity.



The ideal collection for sublime design

These European-inspired designs represent one of the most recent innovations in home cabinetry, sought-after for their versatility, durability and relatively low cost. With the ability to print patterns onto the surface, it is possible to give panels a palpable texture of fabric, metal, granite, or other material. They can also be produced in resistant high-gloss finishes or affordable soft-touch matt finishes.

Sophisticated high-gloss finishes, trendy Silky Touch surfaces, palpable designer textures, and modern-looking metallic finishes...

Sublime Collection presents a range of premium-quality MDF panels with acrylic or polymer finishes offered in an assortment of colours and surfaces that will elevate any creative design.

Distributed By:




SINCE 1965

800-453-6625 (800-4 LENOBLE)

LeNobleLumber.com



S I N C E 1 9 6 5



LeNoble Lumber now offers **Industrial Strength Panel Processing** with our Schelling fh6 Panel Saw. Whether cutting plywood, fiberboard (MDF/HDF), particle board or any other wood panels, the fh6 delivers smooth, precise and efficient production to 1/1000 of an inch.



Have a large component cut job but not enough time or manpower to complete it on schedule? **Let LeNoble quote on your panel cutting needs!**

We can cut units in a day, sheets in minutes.


No job is too big or too small!



S I N C E 1 9 6 5

38-20 Review Avenue
Long Island City, NY 11101
Tel 718.784.5230
Fax 718.784.1422
www.LenobleLumber.com

Hardwood Plywood Veneer Slicing Methods



Rotary Cut

Entire log is peeled producing a continuous ribbon of veneer.



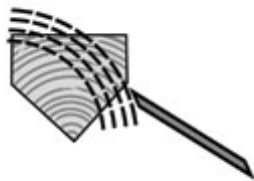
Plain Slicing

The half log is mounted with the knife parallel to the center of the “back” of the log, then forced across the knife to produce a flat sawn lumber look, often developing a repeating grain pattern called a cathedral.



Quarter Slicing

The quarter log is mounted in the slicer so that the knife cuts across the growth rings at approximately a right angle and parallel to the rays, resulting in a highly three dimensional ray flake appearance in red and white oak.



Rift Cutting

The quarter log is mounted on a modified lathe to produce a cut that crosses both the growth rings and the rays at a slight angle, resulting in a relatively straight grain effect that minimizes the bold ray flake appearance found in quarter sliced wood.